



**UTT ASSET MANAGEMENT AND
INVESTOR SERVICES PLC (UTT AMIS)**

**ANNUAL REPORT FOR
CHILDREN'S CAREER PLAN
UNIT TRUST SCHEME
(WATOTO FUND)**



**FOR THE YEAR ENDED
30 JUNE 2024**

TABLE OF CONTENTS

1.	Timetable and Agenda Items	ii
2.	Minutes of the 11 th Annual General Meeting	1
3.	Matters Arising from the 11 th Annual General Meeting.....	14
4.	Chairman’s Statement	17
5.	Statement of the Custodian	21
6.	Report of the Independent Auditors	23
7.	Report of the Audited Financial Statements	26
8.	Manager’s Report.....	31
9.	UTT AMIS News Bulletin	38



**UTT ASSET MANAGEMENT AND
INVESTOR SERVICES PLC (UTT AMIS)**



**ANNUAL GENERAL MEETING FOR CHILDREN'S CAREER PLAN
UNIT TRUST SCHEME (WATOTO FUND) ON SUNDAY,
NOVEMBER 17, 2024 AT THE JULIUS NYERERE INTERNATIONAL
CONVENTION CENTRE, STARTING AT 12.30PM**

TIMETABLE AND AGENDA ITEMS

S/N	TIME	ACTIVITIES	RESPONSIBLE PERSON(S)
1.	12.30 - 02.00	Arrival and Registration of Investors	Investors / Administration
2.	02.00 - 02.10	Announcements and other Administrative Matters	MC / Administration
3.	02.10 - 02.15	Confirmation of Quorum and Opening of the Meeting	Board Chairman
4.	02.15 - 02.30	Introduction of Directors, Management and Service Providers	Managing Director
5.	02.30 - 02.40	Confirmation of Minutes of the 11 th Annual General Meeting	All
6.	02.40 - 02.55	Matters Arising from the 11 th Annual General Meeting	Managing Director
7.	08.55 - 09.25	Chairman's Statement	Board Chairman
8.	09.25 - 09.40	Presentation of Annual Reports:- 1. Statement of the Custodian 2. Report of the Independent Auditors on the Summary of Financial Statements 3. Report on the Audited Financial Statements	CRDB KPMG Director of Finance and Planning
9.	09.40- 04.10	Presentation of Manager's Report on Investments	Director of Investment and Property Management
10.	04.10 - 04.30	Comments, Questions and Answers Session	Board Members / Management
11.	04.30 - 04.45	Closing of the Meeting	Board Chairman



2

Minutes of the
11th Annual General
Meeting

WALIOHUDHURIA (Kiambatanisho "A")

BODI YA WAKURUGENZI

1. Bw. Casmir S. Kyuki - Mwenyekiti wa Bodi
2. Dkt. Judika L. King'ori - Mkurugenzi wa Bodi
3. Bw. Paul A. Maganga - Mkurugenzi wa Bodi
4. Bi. Neema J. Jones - Mkurugenzi wa Bodi
5. Bw. Simon M. Migangala - Mkurugenzi Mtendaji

WAJUMBE WA KAMATI ZA BODI YA WAKURUGENZI

1. Bw. Lameck Kakulu - Mjumbe wa Kamati ya Bodi
2. Dkt. Fortunatus Magambo - Mjumbe wa Kamati ya Bodi

WASIOHUDHURIA KWA TAARIFA

1. Bw. David E. Mwankenja - Mkurugenzi wa Bodi
2. Bw. Daniel Ole Sumayan - Mjumbe wa Kamati ya Bodi

WAALIKWA

1. Bi. Rashida Rashid - KPMG/Wakaguzi wa Hesabu za Mfuko
2. Bw. A. Meena - CRDB / Waangalizi wa Mfuko
3. Bi. Anna Gabriel - CMSA / Mamlaka ya Masoko ya Mitaji na Dhamana
4. Bi. Mariam Mtunguja - CMSA / Mamlaka ya Masoko ya Mitaji na Dhamana
5. Bw. Josephat Masaba - Mwakilishi wa Msajili wa Hazina

MENEJIMENTI NA WAFANYAKAZI WA KAMPUNI YA UWEKEZAJI YA UTT AMIS

- | | |
|------------------------|---------------------|
| 1. Bw. S. Migangala | 8. Bw. S. Bujiku |
| 2. Bw. I. Wahichinenda | 9. Bw. S. Kaniki |
| 3. Bi. J. Msofe | 10. Bi. T. Mpiluka |
| 4. Bi. P. Nchimbi | 11. Bw. R. Mwanga |
| 5. Bi. J. Swai | 12. Bw. M. Kimario |
| 6. Bi. S. Mgaya | 13. Bw. P. Ndunguru |
| 7. Bw. D. Mbagala | 14. Bi. V. Abuogo |

- | | |
|-----------------------|-----------------------|
| 15. Bw. F. Bwalya | 37. Bi. S. Kapufi |
| 16. Bw. B. John | 38. Bi. Y. Masanyoni |
| 17. Bi. J. Mlimbila | 39. Bi. A. Laurent |
| 18. Bw. M. Balati | 40. Bi. E. Simon |
| 19. Bw. H. Mnongane | 41. Bw. M. Mchanjila |
| 20. Bw. B. Liwali | 42. Bw. S. Rugaitika |
| 21. Bw. C. Chanjarika | 43. Bw. J. Mwangomola |
| 22. Bw. J. Joseph | 44. Bi. M. Minja |
| 23. Bi. R. Maruma | 45. Bw. J. Chigulu |
| 24. Bw. J. Masoud | 46. Bi. M. Mashiku |
| 25. Bw. B. Lukinga | 47. Bw. F. Lushinge |
| 26. Bw. A. Mushi | 48. Bi. D. David |
| 27. Bw. L. Temela | 49. Bw. S. Khatib |
| 28. Bw. W. Ramadhan | 50. Bi. P. Kasilati |
| 29. Bi. V. Maheri | 51. Bw. N. Muhoji |
| 30. Bi. D. Milenge | 52. Bi. V. Mashindano |
| 31. Bi. W. Malya | 53. Bi. A. Omari |
| 32. Bi. H. Lashkoni | 54. Bw. A. Kandila |
| 33. Bw. A. Mabruk | 55. Bi. L. Malimiru |
| 34. Bw. A. Ambari | 56. Bi. S. Tutuba |
| 35. Bw. J. Nyambo | 57. Bw. R. Ally |
| 36. Bw. S. Ivambi | 58. Bi. W. Makumbati. |

1.0 AKIDI NA KUFUNGUA MKUTANO

Mwenyekiti alifungua mkutano saa 3:15 asubuhi kwa kuwakaribisha wajumbe walioweza kuhudhuria Mkutano wa 11 wa Mfuko wa Watoto. Hii ilikuwa baada ya wajumbe kupata taarifa ya akidi, ambayo ilionyesha kwamba Wajumbe wenye vipande waliohudhuria walikuwa 273. Ambao majina yao yameambatanishwa kwenye Kumbukumbu hizi kama Kiambatisho "A". Mkurugenzi Mtendaji alitoa taarifa kwamba idadi ya Vipande vilivyowakilishwa ni 3,301,153.146 kati ya jumla ya Vipande 24,235,0012 vya Mfuko. Kwa mujibu wa akidi Vipande vilivyowakilishwa vilikuwa ni asilimia 13.6214 ya jumla ya Vipande vyote vya Mfuko, na hivyo Mkutano ungeweza kuanza kwa sababu idadi inayohitajika kulingana na Waraka wa Makubaliano (Deed of Trust) ni asilimia kumi (10).

2.0 DONDOO/AJENDA ZA MKUTANO

Wajumbe walikubaliana na dondoo/ajenda zifuatazo: -

1. Akidi na Kufungua Mkutano
2. Kuthibitisha Dondoo/Ajenda za Mkutano
3. Utambulisho
4. Kuthibitisha Kumbukumbu za Mkutano Uliopita
5. Yatokanayo na Kumbukumbu za Mkutano Uliopita
6. Taarifa ya Mwenyekiti
7. Taarifa ya Mwangalizi wa Mfuko
8. Taarifa ya Mkaguzi wa Mfuko
9. Taarifa ya Hesabu za Mfuko
10. Taarifa ya Meneja wa Mfuko Kuhusu Uwekezaji
11. Kipindi cha Maswali na Majibu
12. Kufunga Mkutano

3.0 UTAMBULISHO

Mkurugenzi Mtendaji wa Kampuni ya Uwekezaji ya UTT AMIS aliwatambulisha Wajumbe wa Bodi ya Wakurugenzi ya Kampuni ya UTT AMIS, Wajumbe wa kamati za Bodi na Wawakilishi wa Mamlaka ya Masoko ya Mitaji na Dhamana (CMSA). Aliendelea kuwatambulisha pia Mwakilishi wa Benki ya CRDB ambayo ni Mwangalizi wa Mfuko, Wawakilishi wa Kampuni ya KPMG inayotoa Huduma za Ukaguzi wa Mahesabu ya Mfuko pamoja na Mwakilishi kutoka ofisi ya Hazina ambayo inasimamia Taasisi za serikali. Mkurugenzi Mtendaji alimalizia kwa kutambulisha Menejimenti ya UTT AMIS Pamoja na wafanyakazi wote waliokuwepo Mkutanoni kwa ujumla.

4.0 KUTHIBITISHA MUHTASARI WA KUMBUKUMBU ZA MKUTANO ULIOPIITA

Baada ya kupitia kumbukumbu za Mkutano wa Kumi (10) uliofanyika tarehe 19 Novemba, 2022, ukurasa kwa ukurasa, Wajumbe wote walipitisha na kuthibitisha kumbukumbu za Mkutano huo.

5.0 YATOKANAYO NA MUHTASARI WA MKUTANO ULIOPOITA

3:1 Mahudhurio Katika Vikao kwa njia ya TEHAMA

Ilielezwa kwamba hili limetekelezwa, wawekezaji waliwezesha kuhudhuria na kushiriki mkutano kwa njia ya video popote walipo kwa kutumia simu ya kiganjani au tarakilishi kupitia linki zilizosambazwa kwa njia ya meseji, kwenye tovuti ya UTT AMIS na mitandao ya kijamii ya UTT AMIS.

6.0. TAARIFA YA MWENYEKITI

- 6.1 Mwenyekiti aliwasilisha taarifa ya Mfuko wa Watoto kwa mwaka wa fedha ulioishia tarehe 30 Juni 2023. Alianza kwa kuwakaribisha wajumbe kwenye Mkutano Mkuu wa kumi na moja (11) wa mwaka wa Wawekezaji wa Mfuko wa Watoto. Pia alitoa shukrani kwa wawekezaji kwa kutenga muda wa kuhudhuria mkutano.
- 6.2 Wawekezaji walitaarifiwa kwamba katika kipindi cha mwaka wa fedha uliyoshia Juni 30, 2023 utendaji wa mfuko umeendelea kuwa mzuri. Faida kwa wawekezaji ilikuwa kubwa ikilinganishwa na Kigezo Linganifu (performance Benchmark). Faida kwa mwaka ilikuwa asilimia 12.4 ikilinganishwa na asilimia 14.1 ya mwaka ulioishia 30 Juni 2022. Faida iliyopatikana ni kubwa kuliko kigezo Linganifu cha asilimia 7.6. Katika kipindi cha mwaka wa fedha ulioishia Juni 2023, thamani ya Mfuko iliongezeka kutoka Shilingi bilioni 5.7 iliyofikiwa tarehe 30 Juni 2022 hadi Shilingi bilioni 10.7 tarehe 30 Juni 2023. Ongezeko la thamani ya Mfuko linatokana na faida nzuri inayopatikana, matumizi ya tekinolojia katika kufanya miamala ya uwekezaji, kuongezeka kwa imani na elimu juu ya faida zinazo patikana kutoka mifuko ya uwekezaji wa pamoja.
- 6.3 Kuhusu mwenendo wa uchumi na mazingira katika Masoko ya fedha, ilielezwa kuwa, wakati Dunia inazidi kupata ahueni juu ya athari za UVIKO 19 na madhara ya vita nchini Ukraine, uchumi, kwa mujibu wa machapisho ya Ofisi ya Taifa ya Takwimu, Pato la Taifa (Gross Domestic Product) lilikua kwa asilimia 4.7 kwa mwaka 2022 na kiwango cha asilimia 5.4 na asilimia 5.2 kwa robo ya kwanza na ya pili kwa mwaka 2023 mtawalia. Aidha, kwa mujibu wa taarifa ya Benki Kuu ya robo mwaka iliyoshia tarehe 30 Juni 2023, Mfumuko wa bei ulikuwa asilimia 4.0 ikilinganishwa na wastani wa asilimia 12.6 katika nchi za Africa Mashariki na wastani wa asilimia 17.1 kwa nchi za ukanda wa SADC Aidha, ndani ya kipindi cha mwaka mmoja uliopita, viwango vya riba katika soko havikubadilika sana ikiashiria uimara wa soko kwa ujumla. Kadhalika, thamani ya Shilingi ya Tanzania dhidi ya Dola ya Marekani ilipungua kidogo kwa kiwango cha asilimia 1.0 na kuongezeka thamani dhidi ya fedha za baadhi ya nchi za Afrika Mashariki kwa viwango vya hadi asilimia 15.0
- 6.4 Kwa upande wa soko la Mitaji na Dhamana, ilielezwa kuwa kulikuwa na ongezeko katika bei za hisa. katika mwaka wa fedha ulioishia tarehe 30 Juni 2023. Kwa mujibu wa Fahirisi imeonyesha kuwa na ongezeko la asilimia 4.1 kutoka 3,928.5 tarehe 30 Juni 2022 hadi

4,091.8 tarehe 30 Juni 2023 ikilinganishwa na ongezeko la asilimia 7.5 kwa mwaka ulioishia tarehe 30 Juni 2022. Hii ina maanisha kwamba katika kipindi cha mwaka ulioishia Juni 2023 bei za hisa kwa ujumla ziliongezeka japo kwa kiwango kidogo ikilinganishwa na mwaka uliopita. Sababu zilizopelekea kupanda kwa bei za hisa ni pamoja na utendaji mzuri wa makampuni yaliyoorodheshwa kwenye Soko la Hisa la Dar es Salaam, kuongezeka kwa Imani ya wawekezaji ndani na nje ya nchi na uboreshaji wa mazingira ya uwekezaji hapa nchini. Pia Mwenyekiti alimshukuru Rais wa Jamhuri ya Muungano wa Tanzania, Mheshimiwa Dkt. Samia Suluhu Hassan na Serikali kwa ujumla kwa kuendelea kusimamia na kuweka mazingira bora ya biashara.

6.5 Kuhusu utendaji wa Mifuko inayoendeshwa na Kampuni ya Uwekezaji ya UTT AMIS, taarifa inaonesha kuwa kwa Mwaka wa fedha ulioishia 30 Juni 2023, thamani ya mifuko imeongezeka kutoka Shilingi bilioni 996.5 tarehe 30 Juni 2022 hadi kufikia Shilingi trilioni 1.535 tarehe 30 Juni 2023. Ongezeko hili la kiasi cha Shilingi bilioni 538.9 ni sawa na asilimia 54.0 ikilinganishwa na ongezeko la Shilingi bilioni 383.7 sawa na asilimia 62.6 kwa mwaka uliotangulia. Ongezeko la ukubwa wa mifuko umetokana na ongezeko la idadi ya Wawekezaji 47,480, sawa na asilimia 24, waliojiunga katika Mifuko kwa mwaka 2023 ikilinganishwa na Wawekezaji 29,832, sawa na asilimia 17 waliojiunga mwaka wa fedha uliotangulia.

6.6 Mwenyekiti aliendelea kueleza kwamba Kampuni ya UTT AMIS inaendelea na utekelezaji wa Mpango Mkakati wake wa miaka mitano utakaoishia mwezi Juni mwaka 2024. Katika Mpango Mkakati huo Kampuni imeazimia kujikita kwenye matumizi ya teknolojia katika kutoa huduma kwa wawekezaji. UTT AMIS imeendelea kuboresha mifumo ya uendeshaji wa mifuko kupitia teknolojia ili kufanya taratibu za uwekezaji kuwa rafiki na rahisi zaidi. Teknolojia inayotumika inajumuisha utoaji wa huduma kwa wawekezaji kwa kutumia simu za kiganjani na matumizi ya mifumo ya kibenki iliyounganishwa na mifumo ya Kampuni ya UTT AMIS ili kuboresha mtiririko wa miamala ya uwekezaji. Lengo la uunganishaji huu ni kuongeza ufanisi kwa kupunguza mlolongo wa hatua za uchakataji wa miamala inayofanywa kwa njia za kibenki. Katika kipindi kilichoishia 30 Juni 2023 UTT AMIS imekamilisha uunganishwaji wa mifumo yake na mifumo ya Benki za NMB, Benki ya Taifa ya Biashara (NBC) na Benki ya Stanbic. Aidha UTT AMIS imeendelea na miradi ya kuunganisha na mifumo ya Benki ya

EXIM, Benki ya Absa, Benki ya KCB, Benki ya Watu wa Zanzibar, Benki ya DCB na Benki ya UBA ambayo zipo katika hatua mbalimbali za utekelezaji. Inatarajiwa kwamba pindi miradi hii itakapokamilika, itaongeza idadi ya miamala inayofanywa kwa njia za kibenki na simu za kiganjani kwa asilimia kubwa zaidi, kutoka kiwango cha sasa ambacho ni takribani asilimia 70.0. Hivyo Kampuni ya UTT AMIS itaendelea kutoa elimu ya manufaa ya matumizi ya njia za kidijitali katika uwekezaji huku ikiendelea kuwekeza katika mifumo mipya ya huduma kwa wawekezaji pamoja na kuimarisha usalama katika mifumo hiyo.

6.7 Taarifa iliendelea kueleza kwamba Kampuni ya UTT AMIS inaendelea na utekelezaji wa Mpango Mkakati wake wa miaka mitano utakaoishia mwezi Juni mwaka 2024. Katika Mpango Mkakati huo Kampuni imeazimia kujikita kwenye matumizi ya teknolojia katika kutoa huduma kwa wawekezaji. UTT AMIS imeendelea kuboresha mifumo ya uendeshaji wa mifuko kupitia teknolojia ili kufanya taratibu za uwekezaji kuwa rafiki na rahisi zaidi. Teknolojia inayotumika inajumuisha utoaji wa huduma kwa wawekezaji kwa kutumia simu za kiganjani na matumizi ya mifumo ya kibenki iliyounganishwa na mifumo ya Kampuni ya UTT AMIS ili kuboresha mtiririko wa miamala ya uwekezaji. Lengo la uunganishaji huu ni kuongeza ufanisi kwa kupunguza mlolongo wa hatua za uchakataji wa miamala inayofanywa kwa njia za kibenki. Alifafanua kuwa, katika kipindi kilichoishia 30 Juni 2023 UTT AMIS imekamilisha uunganishwaji wa mifumo yake na mifumo ya Benki za NMB, Benki ya Taifa ya Biashara (NBC) na Benki ya Stanbic. Aidha UTT AMIS imeendelea na miradi ya kuunganisha na mifumo ya Benki ya EXIM, Benki ya Absa, Benki ya KCB, Benki ya Watu wa Zanzibar, Benki ya DCB na Benki ya UBA ambayo ipo katika hatua mbalimbali za utekelezaji. Tunatumaini kuwa pindi miradi hii itakapokamilika, itaongeza idadi ya miamala inayofanywa kwa njia za kibenki na simu za kiganjani kwa asilimia kubwa zaidi, kutoka kiwango cha sasa ambacho ni takribani asilimia 70.0. Hivyo Kampuni ya UTT AMIS itaendelea kutoa elimu ya manufaa ya matumizi ya njia za kidijitali katika uwekezaji huku ikiendelea kuwekeza katika mifumo mipya ya huduma kwa wawekezaji pamoja na kuimarisha usalama katika mifumo hiyo.

6.8 Mwenyekiti alihitimisha taarifa yake kwa kuwashukuru wawekezaji wote kwa ushirikiano na imani yao kwa Kampuni ya UTT AMIS na Mfuko wa Uwekezaji wa Watoto (Watoto Fund) kwa kipindi chote cha mwaka ulioishia tarehe 30

Juni 2023. Kwa namna ya kipekee aliishukuru Serikali kupitia Wizara ya Fedha, Ofisi ya Msajili wa Hazina, Mamlaka ya Masoko ya Mitaji na Dhamana, Mwanalizi wa Mifuko ambaye ni Benki ya CRDB, Soko la Hisa la Dar es Salaam pamoja na Madalali wake, Wajumbe wenzake wa Bodi ya Wakurugenzi, Wafanyakazi wa UTT AMIS na Wadau wote ambao wameendelea kuiwezesha UTT AMIS kutekeleza majukumu yake katika mwaka huu wa fedha. Akasema ni matumaini yake kuwa, ushirikiano huo utaendelea kwa manufaa ya Wawekezaji na maendeleo ya Soko la Mitaji na Sekta ya Fedha hapa Nchini kwetu.

7.0 TAARIFA YA MWANGALIZI WA MFUKO

- 7.1 Mwakilishi wa Benki ya CRDB ambayo ni Mwangalizi wa Mfuko wa Uwekezaji wa Watoto, aliwasilisha taarifa kwamba jukumu lao kama Waangalizi wa Mfuko wa Watoto ni kusimamia utendaji wa meneja unaendana na waraka wa makubaliano (Deed of Trust) ili kuhakikisha maslahi bora ya wawekezaji katika Mfuko huu.
- 7.2 Aidha, Mwakilishi alielezea kuwa katika utekelezaji wa kazi Mwangalizi wa mfuko ana majukumu makuu matatu ambayo ni; Uangalizi wa mali za mfuko, kuhakikisha meneja wa mfuko anatumia njia/mbinu sahihi katika kukokotoa mahesabu ya thamani ya mfuko sambamba na mkataba wa makubaliano (Deed of Trust) na pia kuhakikisha viwango vya uwekezaji vinazingatiwa.
- 7.3 Mwakilishi wa Benki ya CRDB alisema kuwa, katika kipindi cha mwaka wa fedha kilichoanza tarehe 01.07.2022 mpaka 30.06.2023, Benki ya CRDB kama mwangalizi wa mfuko wa Watoto, wameendeleza uangalizi wa mwenendo wa shughuli za Meneja wa mfuko na utekelezaji wake na pia wameangalia changamoto kwenye uwekezaji
- 7.4 Mwakilishi wa Benki ya CRDB alihitimisha kwa kuwathibitisha wawekezaji kwamba shughuli za uwekezaji kwenye mfuko wa Watoto na wajibu wa meneja wa mfuko (UTTAMIS) vimeendeshwa kufuatana na vipengele vya waraka wa makubaliano, wakizingatia suala la uaminifu wa wenye vipande kwenye mfuko. Aidha, aliwathibitisha wawekezaji kwamba maslahi ya wenye vipande ndani ya mfuko wa Watoto yalilindwa na kuzingatiwa ipasavyo na kwamba meneja ameendesha mfuko kulingana na waraka wa makubaliano.

8.0 TAARIFA YA MWAKA KUHUSU UKAGUZI WA HESABU ZA MFUKO WA WATOTO

- 8.1 Mwakilishi kutoka Shirika la Wahasibu la KPMG ambao ni Wakaguzi wa Mfuko aliwasilisha muhtasari wa taarifa kuhusu ukaguzi wa Hesabu za Mfuko kwa mwaka ulioishia tarehe 30 Juni 2023. Alieleza kuwa Muhtasari wa taarifa ya Hesabu za Mfuko zilizowasilishwa yaani Taarifa ya Mapato na Matumizi, Urari wa Hesabu za Mfuko, Taarifa ya Mabadiliko ya Thamani ya Mfuko na Taarifa ya Mtiririko wa Fedha umetayarishwa kutoka katika taarifa kamili ya ukaguzi wa Mfuko wa Watoto kwa kipindi cha mwaka ulioishia tarehe 30 Juni 2023.
- 8.2 Taarifa ilielezea kuwa muhtasari wa taarifa ya hesabu za fedha hauoneshi taarifa zote kwa mujibu wa viwango vya kimataifa vya utoaji wa taarifa za fedha (International Financial Reporting Standards (IFRS)) alielezea pia taarifa za wakaguzi iliendelea kusema kwamba Muhtasari wa hesabu za kifedha iliyokaguliwa siyo mbadala wa taarifa kamili za hesabu zilizokaguliwa na haijumuishi matukio au miamala baada ya tarehe za taarifa ya hesabu za kifedha zilizokaguliwa.
- 8.3 Pia taarifa ilielezea maoni ya ukaguzi (audit opinion) yasiyokuwa na kasoro juu ya taarifa kamili ya ukaguzi wa hesabu za Mfuko yaliyotolewa kwenye taarifa ya tarehe 14 Novemba 2023, kwa mwaka wa fedha ulioishia tarehe 30 Juni 2023 na inajumuisha mambo mengine muhimu juu ya ukaguzi wa hesabu za mfuko.
- 8.4 Mwakilishi huyo alihitimisha taarifa yake kwa kueleza kuwa majukumu yao kama wakaguzi wa hesabu za mfuko ni kutoa maoni kama muhtasari wa hesabu za Mfuko unaendana na taarifa kamili ya ukaguzi wa hesabu za fedha na kwa mujibu wa taratibu zao za ukaguzi ambao ufanywa kwa mujibu wa viwango vya kimataifa vya ukaguzi (International Standards on Auditing). Alihitimisha kwa kusema kampuni iliweza kupata Hati safi ya Ukaguzi.

9.0 TAARIFA YA MWAKA KUHUSU HESABU ZA MFUKO WA WATOTO KWA MWAKA ULIOISHIA TAREHE 30 JUNI 2023.

Mkurugenzi wa Fedha na Mipango wa kampuni ya Uwekezaji ya UTT AMIS aliwasilisha Taarifa ya Hesabu za Mfuko wa Watoto za mwaka wa fedha ulioishia tarehe 30 Juni 2023.

- 9.1 Mkurugenzi alieleza kuwa taarifa hiyo imegawanyika katika sehemu kuu nne ambazo ni, Taarifa ya Mapato na Matumizi, Urari wa Hesabu za Mfuko, Taarifa ya Mabadiliko ya Thamani ya Mfuko na Taarifa ya Mtiririko wa Fedha na taarifa zote hizi ni za Mwaka ulioishia tarehe 30 Juni 2023.

- 9.2 Kwa upande wa Mapato na Matumizi, jumla ya Mapato yalikuwa ni Shilingi 1,164,048,000 ukilinganisha na mwaka uliopita 2022 ambapo ilikuwa kiasi cha Shilingi 761,230,000. Gharama za Uendeshaji zilikuwa Shilingi 206,028,000 ukilinganisha na mwaka 2022 ilikuwa Shilingi 124,804,000. Ongezeko la thamani kabla ya kodi ni Shilingi 958,020,000 ukilinganisha na mwaka uliopita 2022 ilikuwa ni Shilingi 636,426,000 kodi ya zui ni Shilingi 5,271,000 ukilinganisha na mwaka uliopita 2022 ilikuwa ni Shilingi 4,470,000. Ongezeko la thamani baada ya kodi ni Shilingi 952,749,000 ukilinganisha na mwaka uliopita 2022 ilikuwa ni Shilingi 631,956,000.
- 9.3 Kwa upande wa Urari wa Hesabu za Mfuko ilielezwa kuwa Rasilimali za Mfuko zilikuwa Shilingi 11,029,354,000 ukilinganisha na mwaka wa fedha uliopita 2022 ambapo ilikuwa ni kiasi cha Shilingi 5,771,560,000. Dhima ya mfuko kwa mwaka ulioishia tarehe 30 Juni 2023 ilikuwa ni Shilingi 242,003,000 ukilinganisha na mwaka wa fedha wa 2022 ambapo dhima ilikuwa ni Shilingi 45,041,000. Taarifa ilieleza kwamba thamani halisi ya Mfuko mnamo tarehe 30 Juni 2023 ilikuwa Shilingi 10,787,351,000 ukilinganisha na mwaka uliopita 2022 ilikuwa ni Shilingi 5,726,519,000.
- 9.4 Katika taarifa ya Mabadiliko ya Thamani ya Mfuko ilielezwa kuwa, thamani ya mfuko mwanzoni wa mwaka 2022/2023 ilikuwa Shilingi 5,726,519,000 ukilinganisha na mwaka uliopita 2021/2022 ilikuwa ni Shilingi 4,202,555,000. Ongezeko kutokana na mabadiliko ya thamani ulioishia tarehe 30 Juni 2023 ilikuwa ni Shilingi 952,749,000 ukilinganisha na mwaka 2022 ilikuwa ni Shilingi 631,956,000. Kwa upande wa Miamala ya wenye vipande Mfuko ulikusanya (Net sales) kwa Mwaka ulioishia tarehe 30 Juni 2023 ilikuwa Shilingi 4,108,083,000 ukilinganisha na mwaka 2022 mfuko ulikusanya (Net sale) ya kiasi cha Shilingi 892,008,000. Hivyo kufanya mabadiliko ya thamani halisi ya mfuko kwa mwaka wa fedha ulioishia 30 June 2023 kuwa shilingi 10,787,351,000 ukilinganisha na badiliko la thamani ya mfuko kwa mwaka wa fedha 2022 ilikua ni shilingi 5,726,519,000.
- 9.5 Kwa upande wa Taarifa ya Mtiririko wa Fedha, ilielezwa kuwa, Faida iliyopatikana baada ya Kodi ilikuwa Shilingi 952,749,000 Mwaka 2023 ikilinganishwa na Shilingi 631,956,000 mwaka 2022. Fedha iliyotumika baada ya mabadiliko ya mtaji wa uendeshaji kwa mwaka wa fedha unaoishia Juni 30, 2023 ilikuwa Shilingi 5,151,751,000/= ikilinganishwa na Shilingi 1,417,408,000/= kwa mwaka 2022. Kodi iliyolipwa Mwaka 2023 ilikuwa Shilingi 5,271,000/= ikilinganishwa na Shilingi 4,470,000/= kwa mwaka ulioishia 30 Juni 2022, baada ya

kujumuisha na kodi, Gawio pamoja na riba zilizopokelewa, Fedha Halisi iliyotumikakwenye shughuli za uendeshaji kwa mwaka ulioishia 30 Juni, 2023 ilikuwa Shilingi 3,976,544,000/= ikilinganishwa na Shilingi 874,199,000/= kwa mwaka wa fedha ulioishia 30 Juni, 2022. Kwa upande mwingine amana ya mfuko ilipatikana Shilingi 4,108,083,000/= kwa mwaka wa fedha ulioishia tarehe 30 Juni, 2023 ikilinganishwa na kiasi cha Shilingi 892,008,000/= kwa mwaka wa fedha 2022 na hivyo kufanya ongezeko la fedha kiasi cha Shilingi 131,539,000/=kwa mwaka ulioishia Juni 2023 ikilinganishwa na ongezeko la Shilingi 17,809,000/= kwa mwaka ulioishia 30 Juni 2022. Aidha Mfuko ulikuwa na akiba ya fedha mwanzoni mwa mwaka wa fedha wa 2023 kiasi cha Shilingi 157,946,000/= ikilinganishwa na akiba ya Shilingi 140,137,000/= mwanzoni mwa mwaka wa fedha wa 2022, hivyo kupelekea Mfuko kubakiwa na salio la fedha kiasi cha shilingi 289,485,000/= mwishoni mwa mwaka ulioishia Juni 30, 2023 ikilinganishwa na salio la Shilingi 157,946,000/=mwishoni mwa mwaka ulioishia tarehe 30 Juni 2022.

10.0 TAARIFA YA MENEJA WA MFUKO KUHUSU UWEKEZAJI

Mkurugenzi wa Idara ya Uwekezaji ya Kampuni ya Uwekezaji ya UTT AMIS aliwasilisha Taarifa ya Meneja kuhusu uwekezaji katika kipindi cha mwaka wa fedha ulioishia tarehe 30 Juni,2023

- 10.1 Taarifa ilieleza kuwa ukubwa wa Mfuko wa Watoto umeongezeka kutoka Shilingi bilioni 5.7 hadi kufikia Shilingi bilioni 10.7 katika mwaka wa fedha unaoishia tarehe 30 Juni 2023, ukubwa wa Mfuko uliongezeka kwa asilimia 87.7, faida ya mwaka na thamani ya kipande iliongezeka hadi kufikia Shilingi 583.8 kwa kila kipande kutoka Shilingi 519.3 ilionakiliwa tarehe 30 Juni 2022, sawa na ongezeko la shilingi 64.5 kwa kila kipande kwa kipindi hicho.
- 10.2 Taarifa iliainisha mgawanyo wa uwekezaji wa Mfuko wa Watoto katika kipindi cha mwaka wa fedha ulioishia tarehe 30 Juni 2023, Kampuni ya UTT AMIS kama Meneja wa Mfuko alitumia uzoefu na weledi katika kufikia mgawanyo anuai wa rasilimali kwa mujibu wa matakwa ya sera za mfuko wa Watoto. Taarifa ilieleza kuwa mgawanyo wa uwekezaji katika Mfuko wa Watoto uligawanyika katika asilimia kama ifuatavyo, asilimia 14.7 iliwekezwa katika hisa, asilimia 84.2 iliwekezwa katika dhamana za serikali za muda mrefu, asilimia 1.1 katika amana za benki za muda mfupi.
- 10.3 Mkurugenzi wa Idara ya Uwekezaji aliendelea kuelezea ulinganishi wa faida ya Mfuko wa Watoto na viwango linganishi vya riba vinavyotolewa na

- soko kwenye amana za mabenki. Faida katika Mfuko wa Watoto kwa mwaka wa fedha ulioisha Juni 2023 ilikuwa ni asilimia 12.4 ikilinganishwa na asilimia 14.1 ya mwaka 2022. Kupungua kwa faida ya mwaka kulichangiwa na kushuka kwa viwango vya riba sokoni.
- 10.4 Mkurugenzi aliwaeleza wawekezaji kuwa kwa mwaka 2022 uchumi ulikuwa kwa kiwango cha asilimia 4.7, ukilinganisha na kiwango cha asilimia 4.9 mwaka 2021 (kama ilivyooneshwa kwenye jedwali namba III). Hata hivyo kilimo, ujenzi na madini vilikuwa vichocheo vikubwa vya ukuaji wa uchumi katika kipindi hicho. Mategemeo ya ukuaji wa uchumi kwa mwaka 2023 ni asilimia 5.2 au zaidi kutokana na kufufuliwa kwa shughuli za kiuchumi hususani uwekezaji kwenye sekta ya umma na binafsi nchini. Hali imara na stahimilivu juu ya mwenendo wa uchumi nchini ni muhimu kwa Mifuko ya uwekezaji wa pamoja inayosimamiwa na UTT AMIS na maeneo mengine ya uwekezaji nchini. Hata hivyo uchumi imara husaidia kutunza na kuimarisha thamani ya uwekezaji na huvutia wawekezaji wa ndani na nje ya nchi.
- 10.5 Mkurugenzi aliongeza kuwa, hali ya mfumuko wa bei nchini kwa mwaka wa fedha ulioisha Juni 2023 ni asilimia 3.6 ikilinganishwa na asilimia 4.4 iliyonakiliwa Juni 2022. Kupungua kwa mfumuko wa bei nchini kunaashiria gharama za bidhaa na huduma mbalimbali zilipungua kwa mwaka ulioishia Juni 2023 ikilinganishwa na kasi iliyokuwepo Juni 2022.
- 10.6 Aidha, hali ya uchumi nchini na mwenendo wa mfumuko wa bei ni stahimilivu kiasi ambacho kimewezesha wawekezaji kwenye mifuko ya uwekezaji kuwekeza kwa wingi. UTT AMIS inajitahidi kuwekeza kwenye maeneo yanayotoa faida shindani kuliko kiwango cha mfumuko wa bei.
- 10.7 Katika taarifa yake, Mkurugenzi alisema kwa kipindi cha mwaka mmoja ulioisha tarehe 30 Juni 2023 hali ya utendaji kwa sekta ya benki nchini imeendelea kuwa imara kwani jumla ya rasilimali na amana ziliongezeka. Ongezeko kwenye rasilimali ni shilingi trilioni 8.0 (asilimia 17.5) kutoka shilingi trilioni 45.7 mwaka 2022 hadi shilingi trilioni 53.7 mwaka 2023. Jumla ya amana kwenye benki iliongezeka kwa shilingi trilioni 5.7 (asilimia 20.3) hadi kufikia shilingi trilioni 33.7 kutoka shilingi trilioni 28.0. Aidha, Jumla ya mikopo imefikia shilingi trilioni 31.5 mwaka 2023 ikilinganishwa na shilingi trilioni 25.9 mwaka uliopita. Ongezeko kwenye kiwango cha mikopo lilisababishwa na kupungua kwa masharti na viashiria vya hatari miongoni mwa wateja. Mkurugenzi akaongeza kuwa kuendelea kuimarika kwa sekta ya benki ni muhimu kwa mifuko ya uwekezaji wa pamoja na uchumi kwa ujumla kwani huduma zitolewazo na benki huchochea ufanisi kwenye uchumi.
- 10.8 Mwasilishaji alieleza namna sekta ya mawasiliano inavyoendelea kuchochea na kurahisisha Uwekezaji katika mifuko na huduma binafsi. Taarifa iliainisha kuwa kwa kupiga *150*82# au kwa kutumia programu tumizi mwekezaji anaweza kufungua akaunti na kuanza Uwekezaji wake. Aidha kupitia simu mwekezaji anaweza kununua na kuuza vipande.
- 10.9 Mkurugenzi aliwaeleza wawekezaji kuwa kwa kipindi cha mwaka mmoja ulioisha tarehe 30 Juni 2023, Benki Kuu ya Tanzania kwa niaba ya Serikali ya Jamhuri ya Muungano Tanzania iliongeza kiasi cha dhamana za serikali za muda mfupi sokoni ikilinganishwa na mwaka uliopita. Kiasi hicho cha dhamana kiliongezwa kwa takribani shilingi trilioni 1.4 (asilimia 73.6) Hata hivyo, Uhitaji wa dhamana za serikali za muda mfupi uliongezeka kwa asilimia 24.1 (shilingi trilioni 0.7) hadi kufikia shilingi trilioni 3.6 kutoka shilingi trilioni 2.9 mwaka jana. Aidha, kiasi kilichokubaliwa baada ya mnada kimeongezeka kwa asilimia 56.2 (shilingi trilioni 0.9) kutoka shilingi trilioni 1.6 hadi shilingi trilioni 2.5 Juni 2023.
- 10.10 Ilitolewa taarifa kuwa, kwa kipindi hicho, kiasi cha dhamana za serikali za muda mrefu kilichouzwa kwenye soko la awali kilikuwa ni shilingi trilioni 4.3 ikilinganishwa na shilingi trilioni 3.3 mwaka uliopita. Kiwango cha ushiriki kwenye minada hiyo kilipungua hadi shilingi trilioni 4.6 (asilimia 28.1) ikilinganishwa na shilingi trilioni 6.4. Aidha kiwango kilichokubaliwa na Benki Kuu ya Tanzania baada ya mnada kiliongezeka kwa shilingi trilioni 1.2 (asilimia 44.4) hadi shilingi trilioni 3.9 ikilinganishwa na shilingi trilioni 2.7 mwaka 2022.
- 10.11 Kwa kipindi cha mwaka mmoja hali ya ushiriki wa wawekezaji kwenye dhamana za serikali za muda mrefu ilipungua ikilinganishwa na ushiriki kwenye dhamana za muda mfupi. Ongezeko la ushiriki katika eneo la dhamana za serikali kunasaidia kuleta na kuboresha hali ya ukwasi na faida sokoni.
- 10.12 Ilitolewa taarifa kuwa, riba katika dhamana za serikali za muda mfupi zilipungua kutoka wastani wa asilima 4.1 mwezi Juni 2022 hadi asilimia 3.5 mwezi Juni 2023. Viwango vya riba jumishi za mikopo katika benki ya biashara ni asilimia 16.7 ikilinganishwa na asilimia 16.2 kwa mwaka 2022. Uwekezaji kwenye amana za benki kwa muda wa mwaka mmoja zilitoa faida ya asilimia 8.2 ikilinganishwa na asilimia 8.0 mwaka 2022. Aidha, viwango vya hifadhi ya akiba kisheria vya Benki kuu kwa benki za biashara pamoja na

- punguzo la riba nchini viliendelea kuwa asilimia 7.0 na 5.0 mtawaliwa. Mabadiliko ya riba katika soko la fedha na mitaji huathiri moja kwa moja thamani ya mifuko ya uwekezaji wa pamoja na uchumi kujumla. Vivyo hivyo, kuongezeka kwa riba sokoni hupelekea kuongezeka kwa thamani ya uwekezaji kwenye mifuko hususani pindi uwekezaji mpya unapofanyika.
- 10.13 Taarifa ilitolewa kuwa, kwa kipindi cha mwaka mmoja kilichoisha mwezi Juni 2023, viwango vya kubadilisha fedha kati ya Shilingi ya kitanzania na fedha za kigeni vimeendelea kuwa stahimilivu. Thamani ya Shilingi kwa Dola moja ya kimarekani ilikuwa imara na ya kuridhisha, ingawa ilipungua kwa asilimia 1.0 kutoka Shilingi 2,315.7 Juni 2022 hadi Shilingi 2,339.1 Juni 2023. Uimara wa viwango vya kubadilisha fedha ni muhimu kwa mifuko ya uwekezaji wa pamoja na serikali kwa ujumla inasaidia kutunza thamani ya rasilimali ambazo thamani yake ipo katika shilingi za kitanzania na kuvutia wawekezaji kutoka ndani na nje ya Tanzania.
- 10.14 Taarifa ilitolewa kuwa kwa muda wa mwaka mmoja ulioisha mwezi Juni 2023 kumekuwa na viashiria chanya katika miamala na shughuli kwenye soko la mitaji na dhamana. Soko limekuwa likifanya kazi vizuri kwa upande wa mauzo na shughuli mbalimbali, tuliona utoaji wa hati fungani mbili mpya za benki ya taifa ya biashara (NBC – Twiga) na benki ya biashara ya Kenya (KCB – Fursa Sukuk) zilizofanikiwa kufanya vizuri kwani jumla ya shilingi bilioni 49.9 zilipatikana. Mwezi Novemba 2022 shirika la Watumishi Housing (WHI) lilizindua mfuko wa uwekezaji wa pamoja unaoitwa Mfuko wa Faida (Faida fund) ambao ulifanikiwa kuvutia wawekezaji na hadi Disemba 2022 mfuko ulinakili shilingi bilioni 7.9.
- 10.15 Hali ya ushiriki kwenye soko la mitaji na dhamana nchini imeongezeka, ni matarajio yetu kuwa hali hi itazidi kuimarika na kuongezeka zaidi. Kuingia kwa wasimamizi wapya wa mifuko (meneja wa mifuko) ya uwekezaji wa pamoja na dhamana mpya sokoni ni ishara nzuri kwa UTT AMIS na soko kwa ujumla.
- 10.16 Kiwango cha ushiriki kwenye eneo la dhamana za serikali na hatifungani za kampuni binafsi kimeongezeka licha ya faida kuwa ya wastani kilinganishwa na mwaka uliopita. Mauzo ya dhamana za serikali kupitia soko la upili yaliongezeka kwa shilingi trilioni 0.1 (asilimia 3.1) kutoka shilingi trilioni 3.2 mwaka uliopita (Juni 2022) hadi shilingi trilioni 3.3.
- 10.17 Kwa kipindi hichohicho, thamani jumuishi ya mauzo kwa upande wa Hatifungani za kampuni binafsi ziliongezeka kwa shilingi bilioni 0.1 kutoka shilingi bilioni 0.8 hadi shilingi bilioni 0.9 Juni 2023. Hadi Juni 2023 hati fungani za kampuni binafsi zilikuwa, Jasiri bond iliyoorodheshwa na benki ya NMB yenye ukomo wa miaka 3 na kiwango cha faida ya asilimia 8.5 kwa mwaka, Fursa Sukuk bondi iliyoorodheshwa na benki ya KCB yenye ukomo wa miaka 3 na kiwango cha faida ya asilimia 8.75 kwa mwaka, Twiga bond iliyoorodheshwa na benki ya NBC yenye ukomo wa miaka 5 na kiwango cha faida ni asilimia 10 kwa mwaka na bondi ya miaka 5 ya shirika linalotoa mikopo ya nyumba kwa benki nchini ((TMRC) lililoorodhesha kwa awamu kwa asilimia 10.48,13.4607 na asilimia11.79.
- 10.18 Taarifa ilitolewa kuwa hali ya mauzo ya Hisa na shughuli sokoni ilipungua kwa takribani shilingi bilioni 19.0 (asilima 15.0) kutoka shilingi bilioni 126.6 hadi shilingi bilioni 107.6 tarehe 30 Juni 2023. Vilevile, Ukubwa wa mtaji wa soko ulipungua thamani kwa shilingi trilioni 0.6 hadi shilingi trilioni 15.0 kutoka shilingi trilioni 15.6. Katika kipindi cha mwaka mmoja kampuni zifuatazo zilitangaza na kulipa gawio; TCC (Tsh. 670.0), TPCC (Tsh. 390.0), TBL (Tsh. 290.0), benki ya NMB (Tsh. 286.0), SWISS (Tsh. 42.0), na benki ya CRDB (Tsh. 45.0) kwa kila hisa. Hivyo basi, kwa wawekezaji wote waliowekeza kwenye kampuni tajwa walipata gawio sawa na maelezo hapo juu.
- 10.19 Ilitolewa taarifa kuwa hadi tarehe 30 Juni 2023 jumla ya rasilimali kwenye mifuko ya uwekezaji wa pamoja inayosimamiwa na Taasisi ya UTT AMIS imefika shilingi bilioni 1,535.4 kutoka shilingi bilioni 996.5. Rasilimali ziliongezeka kwa asilimia 54.0 sawa na shilingi bilioni 538.9 ikilinganishwa na ongezeko la shilingi bilioni 383.7 iliyonakiliwa mwaka uliopita. Kwa kipindi chote hadi Juni 2023 kumekuwa na muamko wa uwekezaji kwenye mifuko, hali iliyopelekea ongezeko kubwa la rasilimali.
- 10.20 Taarifa ilieleza kuwa shirika la watumishi housing (WHI) lilizindua mfuko wa uwekezaji wa pamoja unaoitwa Mfuko wa Faida (Faida fund) mnamo mwezi Novemba 2022. Mfuko ulinakili rasilimali zenye thamani ya shilingi bilioni 7.9 mwezi Disemba 2022 na shilingi 100.3 kwa kila kipande. Kwa kipindi cha miezi sita tangu mauzo ya awali (IPO) hadi tarehe 30 Juni 2023, mfuko ulikuwa kwa ujumla ya kiasi cha shilingi bilioni 7.4 (asilimia 93.6) hadi shilingi bilioni 15.3 na thamani ya shilingi 104.9 kwa kipande.
- 10.21 Aidha, ilielezwa kuwa UTT AMIS inapenda kuwahakikishia wawekezaji wake kuwa itaendelea kubuni na kuvumbua mianya na fursa ya uwekezaji kadiri inavyojitokeza katika soko ili kuongeza mapato na faida kwa wawekezaji.

Lengo letu ni kuvuka matarajio ya wawekezaji kwa maendeleo yao na Taifa kwa ujumla.

11.0 MASWALI MAONI NA MAJIBU

11.1 Wawekezaji waliuliza maswali pamoja na kutoa hoja zifuatazo:

- 11.1.1 Mwekezaji aliomba kupata ufahamu kuhusu tofauti ya kati ya thamani ya kipande na faida.
- 11.1.2 Mwekezaji aliomba kufahamu kuhusu bei ya kuuza kipande na bei ya kununua kipande katika mfuko wa Watoto.
- 11.1.3 Mwekezaji aliuliza kuhusu mapato na matumizi, kwa nini kwa mwaka huu 2023 gharama za ushauri zimepanda ukilinganisha na mwaka uliopita 2022.
- 11.1.4 Mwekezaji aliuliza je ukomo wa miaka kwa mtoto kuwekeza kwenye mfuko wa Watoto ni miaka mingapi?
- 11.1.5 Mwekezaji aliuliza kwanini UTT AMIS inatumia IFRS katika kuandaa taarifa ya mahesabu badala ya kutumia IPSAS kama taasisi nyingi za serikali zinavyotumia?

11.2 Wawakilishi wa Kampuni ya Uwekezaji ya UTT AMIS walitoa ufafanuzi ufuatao:

- 11.2.1 Mwakilishi wa UTTAMIS alijibu kwamba thamani ya kipande ni ile thamani tunayoikokotoa kila siku na faida ni ile asilimia itokanayo na tofauti ya thamani ya kipande kutoka mwanzo wa mwaka hadi mwisho wa mwaka.
- 11.2.2 Mwakilishi wa UTTAMIS aliwaeleza wawekezaji kwamba bei ya kuuza kipande ndio thamani ya kipande ambayo mteja atalipia akitaka kununua vipande na bei ya kununua kipande ni ile bei ambayo mteja atatumia akitaka kuuza vipande vyake. Kwenye mfuko wa Watoto kuna gharama ya kufanya muamala ambayo mteja analipia ambayo ni asilimia 1 ambapo mteja atachajiwa akitaka kuuza vipande vyake, hivyo bei ya kununua kipande inapungua kwa asilimia moja (1%).
- 11.2.3 Mwakilishi wa UTTAMIS aliwaeleza wawekezaji kuhusu suala la gharama za ushauri kuongezeka kuliko mwaka uliopita ni kutokana na ukuaji wa mfuko hivyo gharama za ushauri nazo zinaongezeka sambamba na ukuaji wa mfuko.
- 11.2.4 Mwakilishi wa UTT-AMIS aliwaeleza wawekezaji kwamba ukomo wa uwekezaji kwa mtoto katika Mfuko wa Watoto ni miaka 18 na wakati anaendelea kutafakari kuhusu kuwekeza katika mifuko mingine anaruhusiwa kubaki kwenye mfuko wa Watoto hadi akifikisha miaka 24, hapo mwekezaji ambaye ni mtoto atalazimika kuomba kuhamishiwa pesa yake katika mifuko mengine ya uwekezaji kwa mujibu wa taratibu husika au

anaweza pia vilevile kuchukua kiasi chote cha pesa.

- 11.2.5 Mwakilishi wa UTT-AMIS aliwaeleza wawekezaji kwamba UTT AMIS inatumia IFRS badala ya IPSAS kwasababu UTT AMIS ni taasisi ya kibiashara, IPSAS inatumika na taasisi za kiserikali ambazo hazipo kibiashara.

8.0 KUFUNGA MKUTANO

Kwa kuwa hakukuwa na masuala zaidi ya kujadili, Mwenyekiti aliwashukuru Wawekezaji wote kwa kuhudhuria katika Mkutano huo. Pia aliwahakikishia kuwa mawazo na mapendekezo ya Wawekezaji yaliyotolewa katika Mkutano yatazingatiwa na yale yanayowezekana yatatekelezwa. Mwisho aliwatakia heri ya sikukuu za Krismasi na Mwaka Mpya 2024 Mkutano ulifungwa saa 6:18 mchana

.....
MWENYEKITI

.....
KATIBU

.....
TAREHE

KIAMBATISHO “A”

ORODHA YA WAWEKEZAJI WA MFUKO WA WATOTO WALIOHUDHURIA KWENYE MKUTANO MKUU ULIOFANYIKA KATIKA UKUMBI WA MIKUTANO WA KIMATAIFA WA JULIUS NYERERE, DAR ES SALAAM TAREHE 20 NOVEMBA 2023

S/NO	JINA LA MUWEKEZAJI
1	ABDALLAH OMARI IDOWA
2	ABROGAST PETER JEROME
3	ABUBAKARI JABU NYUNDO
4	ACBARY AHMED MUSHI
5	ADAM DAUSON JUMA
6	AGNES TENGIA REMIJI
7	AGNESS NDECHILIO OLOTU
8	AHMED MOHAMED ZEIN
9	AHMED MOHAMED ZEIN
10	AKIDA RAMADHANI MWAIMU
11	ALFRED KASANDA DUBUNGU
12	ALLY ABDALLAH HENGO
13	ALOISIA ISDORY MUSHI
14	ALOISIA MARY LEKULE
15	ALOISIA MARY LEKULE
16	AMANDAA BLASIOUS MOLLEL
17	AMANI JOELY CHOWE
18	AMOS MICHAEL NGAILO
19	ANESTUS GASTO RUTAKANGWA
20	ANESTUS GASTO RUTAKANGWA
21	ANETH FRANK MAGOBA
22	ANETH FRANK MAGOBA
23	ANGELA MERCI TUNGARAZA
24	ANJURA REUBEN NYARUGA (Rep. Nyanjura Nyaru)
25	ANNA JONASAI MAPHOLE
26	ANNA NAFTAL KAWICHE . .
27	ANNA NICHOLAUS MALLYA (Rep. Salum Maruma)
28	ANNAH JAMES LUSEKELO
29	AS BATHLOMEO SANGA (Rep. Bruno Batholomeo Sanga)
30	ASSINA ABDALLAH HASSAN

31	ASTRIDA SAMWEL MWEZI
32	ASTRIDA SAMWELI BUKAMBI
33	ASTRIDA SAMWELI BUKAMBU
34	AUGUST BENEDICT KOWERO
35	AUGUST BENEDICT KOWERO
36	AUGUSTINO THOMAS KIMARO
37	BAHATI ABUBAKARI MCHOMVU
38	BAHATI ANDREW MWANYINGILI
39	BAHATI NZIGE MWARUKA
40	BARAKA PAULO CHARLES
41	BASHIRU ISSAYA FRANK
42	BATHLOMEO ISSA SANGA
43	BATHLOMEO ISSA SANGA (Rep. Bruno Sanga)
44	BELANDO MICHAEL NARDO
45	BELINDA GOODFREY MIRAMBO
46	BENSON BENEDICT MACHA
47	BENTA SUNDAY KAYUNI
48	BICHI HUSSEIN BRUNO
49	BICHI HUSSEIN BRUNO
50	BICHI HUSSEIN BRUNO
51	BICHI HUSSEIN BRUNO
52	CHARLES BINAMUNGU MUBI
53	CHARLES BINAMUNGU MUBI
54	CHARLES BINAMUNGU MUBI
55	CHARLES BINAMUNGU MUBI
56	CHARLES YOHANA PASCHAL (Rep. Charles)
57	CHILDREN FOR CHILDREN'S FUTURE
58	CHRISTIAN SAIDI NCHIMBI
59	CHRISTINA CASTOR LYARI
60	CHRISTINA CASTOR LYARI
61	CHRISTINA OTHMAN HAULE
62	CHRISTINA OTHMAN HAULE
63	CHRISTOPHER LAWLRANCE KANNONYELE

64	DAFROZA ALOYCE SANGA
65	DANFORD LUPYUTO MWAITELEKE
66	DANIEL GODFREY MANDARI
67	DATIVA ANDREW KARIA
68	DENNIS PIETER MUNUO
69	DEOKRASIAS FEDRICK KIMARIO
70	DOREEN PETER NGOWI
71	DOROTHY STEPHEN BIKURAKULE
72	EDDA DAUDI KONDELA
73	EDGAR DAVID MAZANDA
74	ELIJAH MAWAZO OKWERA
75	ELIJAH MAWAZO OKWERA
76	ELISHA ELIYA BARAKA
77	ELIZABETH CHARLES BALUZE
78	ELIZABETH CHARLES NKUNGA
79	ELIZABETH CHILALA GEORGE
80	ELIZABETH HENRY MKONDYA
81	EMANUEL AYUBU BIRA
82	EMANUEL AYUBU BIRA
83	EMMA DAMAS MALAMASHA
84	EMMANUEL ELIMWOKOZI KIMEA
85	EMMANUEL ELIMWOKOZI KIMEI
86	EMMANUEL ERNEST CHENGE
87	EMMANUEL JOSEPH DAFTARI
88	ERASTO BAYNETH CHIWANGA
89	ERASTO BAYNETH CHIWANGA
90	ERENIA PETER SAMBUA
91	EVA ISIDORY MASSAWE
92	EVANS AMOS MSHUMBUSI
93	FATUMA MOHAMED MAHUMBI
94	FATUMA MWISHEHE KULITA
95	FATUMA MWISHESHE KULITA
96	FATUMA MWISHESHE KULITA
97	FEDILIA EXAUD URASSA
98	FELEFU DOMU MAGAKA
99	FESTO SULEIMAN MBATA
100	FIHIRI OMARI ACHI
101	FLAVIA DAMAS KWAI
102	FLAVIANA PATRICE MUGHENYI

103	FRANCIS BRUNO HINJU
104	FRANK GILBERT BAKENGESA
105	FREDRICK ERNEST GUNGAYENA
106	GEOFFREY AMBROSE KUNDY
107	GEORGE ABDALA RAMADHANI
108	GEORGE CLEOPA MAPUNJO
109	GEORGE CLEOPA MAPUNJO MPEMBENI
110	GEORGE MARKI BINDE
111	GERMANA MASUNGA GASPER
112	GHUHEN REUBEN MTAITA
113	GLORY KALIST MATILYA
114	GLORY METHOD KILASARA
115	GLORY WILFRED MWANGA
116	GLORY WILFRED MWANGA
117	GODLOVE ALFRED NASSARY
118	GODWIN ERNEST MELAY
119	GODWIN GABRIEL RWAKIBARILA
120	GODWIN GABRIEL RWAKIBARILA
121	GODWIN GABRIEL RWAKIBARILA
122	GODWIN GABRIEL RWAKIBARILA
123	GRACE MAMNGODO MAZENGO
124	GRACE NYAKWESI BISWALO
125	HABIBA IDDY FUNDI
126	HAPPINESS DAVID MULOKOZI
127	HAPPINESS KASSIAN MWAGIZE
128	HAPPYNESS ZAKAYO NDAGALA
129	HASHIM ABDUL KWEYAMBA
130	HELLEN ASTARIKO NYAHONGO
131	HELLEN ASTARIKO NYAHONGO
132	HIDAN OMARY RICCO
133	HIDAYA ABDALLAH BUNGARA
134	HIDAYA ABDALLAH BUNGARA
135	HILDA NICHORAUUS MKALA
136	IBRAHIM MUSSA LUTHER
137	MASELE ISSA MRISHO
138	JACKSON GABINUS MAGANGA
139	JACKSON GABIUS MAGANGA
140	JACOB RAPHAEL MWAMBETA
141	JACOB RAPHAEL MWAMBETA

142	JAMES AKONAAY AMO
143	JAPHET RAZIEL NYAMBO
144	JESSICA ERNEST SWAI
145	JESSICA ERNEST SWAI
146	JESSICA ERNEST SWAI
147	JOASH KAROGO MISSO
148	JOEI JOSEPH MAKELELE
149	JOSEPH CHARLES BUNDALA
150	JOSEPHINE EMMANUEL MSAMBICHAKA
151	JOSEPHINE ROY MAEDA
152	JOYCE JASPER OWENYA
153	JULIKANA ALMELICK SANGA
154	JULIUS SEBASTIAN MTWEVE
155	JULIUS SEBASTIAN MTWEVE
156	JUMA BAKARI MUSSA
157	KASSIM ABDALAH UGAMA
158	KISILA KITANDU EMMANUEL
159	LAZARO ELIYA MNGUMI
160	LAZARO WILLIAM MSIMU
161	LEOCADIA PANTALEO NJAU
162	LILIAN KOKUSHERULA NYOMBI
163	LILIAN MATHAYO MKWIZU
164	LINUS GRACE MLANGILA
165	LUCIA ALDO LIKASI
166	LYDIA LAZARO NYIRENDA
167	LYISON THOMAS KALULUNGA
168	MAGETA NZOTA MTURI
169	MANDARO J. MANDARO
170	MARCELINA JOHN MPONELA
171	MARCELINA JOHN MPONELA
172	MARCELINA JOHN MPONELA
173	MARTHA DONATUS MASHIKU
174	MARTHA DONATUS MASHIKU
175	MARTHA DONATUS MASHIKU
176	MARTHA DONATUS MASHIKU
177	MARTHA DONATUS MASHIKU
178	MARTHA DONATUS MASHIKU
179	MARTHA DONATUS MASHIKU
180	MARY PASCAL MABITI

181	MASAUKO SAMWEL MASANJE
182	MAULID IDD LIUKA
183	MAY JOHN HIZA
184	MOSES IBRAHIM NGAUGULA
185	MOZA NASSORO KIPEREKA
186	MUSSA JOHN ENOSY
187	MWAHIJA MEIER MATOLA
188	MWANAMVUA HASSAN ALMASSY
189	MWENE HONORY MKINGA
190	NADIA KAHYOZA MUSA
191	NEEMA CHRISTOPHER MWANKAJA
192	NELUSIGWE OBASI KATULE
193	OGRACIA SEVERINE KASHAIGILI (Rep. Longwe)
194	OMARY KAWAMBWA MWINJUMA
195	OMARY KAWAMBWA MWINJUMA
196	ONESMO BEDA LYIMO
197	ONESMO BEDA LYIMO
198	PENDO JOACHIM KIOMBWE
199	PETER JAMES MMBANDO
200	PILI MGENGELE MAGESSA
201	PRAY HENRY MATIRI
202	PRISCA OTMARY HAULE
203	PROSPER ELIASON BILACHA
204	PROSPER JOSEPH TAIRO
205	RAFAELI SAMWELI MLAHAGWA
206	RAYMOND LINUS MTEFU
207	RAYMOND LINUS MTEFU
208	RAYMOND LINUS MTEMFU
209	REHEMA DYAGA MAKALA
210	REHEMA MWINYIJUMA KAWAMBWA
211	REHEMA RAMADHANI SINGOYI
212	REHEMA SALUM DIBEGA
213	REHEMA SALUM DIBEGA
214	ROMANUS EDWARD NYAWUMBU
215	ROMANUS OKUNGU ROMANUS
216	ROSALIA ACHASIUS TUNGARAZA
217	ROSE FELIX TEMU
218	ROSEMARY LEONARDO NARDO (Rep. Karim Fadhili)

219	ROSEMARY NIYO BGOYA
220	RUGANZIA GONZAGA NYOMBI
221	RUGAZIA GONZAGA NYOMBI
222	SALAMA TWAHIR MARIJANI
223	SALMA SAID ABDALLAH
224	SALMA SALUM IKUJA
225	SALVASIA ELIAS MULEBYA
226	SALVASIA ELIAS MULEBYA
227	SAUDA HUSSEIN SWALEHE
228	SELINA ATTUNOOVE MAKUNDA
229	SHADRACK ALFRED GABAGAMBI
230	SHADRACK ALFRED GABAGAMBI
231	SHADRACK ALFRED GABAGAMBI
232	SHADRACK ALFRED GABAGAMBI
233	SHANGWE YUDA KASIMBA
234	SHEDRACK LUPAKISYO MWAINYEKULE
235	SIAEL ELINAMI MTEI . .
236	SIFA JOHN MAEMBE
237	SOMBA MOHAMED KITOFU
238	SOPHIA BAKARI MOHAMED
239	SOPHIA BROWN LEKEY
240	SOPHIA GEOFFREY MGAYA
241	SOPHIA GEOFFREY MGAYA
242	SOPHIA KILLIAN KAPUFI
243	SOPHIA KILLIAN KAPUFI
244	STANLEY MAHULEGE NZOVU
245	STANLEY MAHULEGE NZOVU
246	STELLA KABAKA MELKIONY
247	STELLA KABAKA MELKIONY
248	STELLAH KABAKA MELKIONY
249	STEVENS KOSI MADULU
250	SYLVIA FRANCIS KIRENGA
251	SYLVIA INNOCENT NJOVU
252	SYLVIA INNOCENT NJOVU
253	TUSSA MICHAEL MWAKYANDILE
254	TWAHA ATHUMAN MTHIMKHULU
255	VALERIAN FAUSTIN PETER
256	VEROSSA JOHN RANGIMOTO
257	VIOLET MATUKI MAHERI

258	VIOLET MATUKI MAHERI
259	VIOLET MATUKI MAHERI
260	VITOR NKONDE CHOMBA
261	WAILES EZEKIEL MWASHAMBWA
262	WAILES EZEKIEL MWASHAMBWA
263	WEGESA KISOMA BUTIKA
264	WILBAFOS JULIUS KIRUMBA
265	WILBAFOS JULIUS KIRUMBA
266	YANDE BERNADETHA PANYA
267	YANDE BERNADETHA PANYA
268	YANDE BERNADETHA PANYA
269	YASINTA WENSLAUS MGENI (Rep. Yasinta Mgeni)
270	YVONNE JOHN KANYORO
271	ZAINA AUGUSTINO MATANDA
272	ZAITUNI MOHAMED SALIMU
273	ZUBERI OMARI SENGOLI

3

Matters arising from
the 11th Annual General
Meeting

Hakukuwa na yatokanayo na Mkutano Mkuu uliopita wa Mfuko wa Watoto



**ANNUAL REPORT FOR
CHILDREN'S CAREER PLAN UNIT
TRUST SCHEME (WATOTO FUND)**



4

Chairman's
Statement



CHAIRMAN'S STATEMENT

Dear Investors,

On behalf of the Board of Directors, I am pleased to welcome you all to the 12th Annual General Meeting (AGM) of Watoto Fund. We thank you for making time to attend the AGM that will discuss developments of the Scheme for the financial year ended 30 June 2024, get replies to any queries you might have and listen to very interesting speakers who will raise our level of understanding of the ever-changing landscape of financial investment.



As new Chairman of the UTT AMIS Board of Directors, please allow me to record my profound appreciation to Her Excellency, Samia Suluhu Hassan, the President of the United Republic of Tanzania, for appointing me to lead the Board of Directors of UTT AMIS. My appreciation also goes to Honourable Dr Mwigulu Lameck Nchemba (MP), the Minister of Finance, the Permanent Secretary Treasury, Dr. Natu Mwamba and the Treasury Registrar, Mr. Nehemiah Mchechu, for the guidance I received following my appointment to the Chairmanship. I also thank you investors into Watoto Fund for your confidence in the Fund. As I take over from the previous Chairman, Mr. Casmir Sumba Kyuki, please allow me to record my appreciation for his outstanding leadership of the UTT AMIS Board of Directors. My brother, Kyuki, has steered UTT AMIS from a small organisation to one of the leading organisations in the capital market in Tanzania and the region at large. I, again, thank him for an outstanding tenure and wish him good health and the very best in his future endeavours.

Dear Investors, as we all know, UTT AMIS is a unique wealth creation public institution which was formed by our responsive Government way back in 2003 with several aims including development of collective investment schemes and encouraging saving and investment culture through wide participation in the ownership of distributed shares / units, among others. Indeed, over 20 years of the existing in different formats, a lot of wealth has been created and distributed for investors. It is a pleasure to communicate with my fellow investors who have tasted the joy which comes from the passive investment which enables us to make money while we are sleeping or taking care of other life activities. One wise seasoned successful investor, Warren Buffet – CEO of Berkshire Hathaway in the USA, once quipped that “if you don't find a way to make money while you sleep, you will work until you die”. I sincerely therefore applaud each investor for the wise decision you took to trust and invest your money in various UTT AMIS funds. As this report will clearly demonstrate, our UTT AMIS is well run by very competent management and staff who are supervised judiciously by various public institutions. Given this level of commitment and supervision, it came by no surprise that UTT AMIS emerged as an overall winner of the most efficiently run public institution in the Country. On behalf of you all, I was privileged to receive a trophy from HE the President, Dr. Samia Suluhu Hassan, in Arusha during the Chairmen and CEOs Forum on 28 August 2024.

Ladies and Gentlemen, it is my belief that you have been following developments of the Fund and that you have received and reviewed the Report of the Scheme for the year ended 30 June, 2024. I am happy to report that the performance of the Fund for the year under review was very good. Returns to investors have exceeded their performance benchmark with annualised return of 14.1% compared to 12.4% recorded in the previous financial year. The rate of return achieved is in line with market development and higher than the benchmark return of 11.2%. During the year under review, the Fund increased in size from Shillings 10.7 billion on 30 June 2023 to Shillings 18.9 billion on 30 June 2024. The increase is mostly attributed to good returns, automation of investment processes and growing public confidence and awareness on the benefits of investing through collective investment schemes.

Performance of the Economy and Market Environment

Ladies and Gentlemen, despite risks emanating from geopolitical tensions and wars around the World, performance of the Tanzanian economy has continued to improve as it grew by 5.1% in 2023 and is projected to grow by 5.4% in 2024. This compares favourably with average growth of 3.4% in 2023 and 3.8% in 2024 of the Sub-Saharan African countries as projected by the International Monetary Fund. As per the Bank of Tanzania reports, inflation was 3.1% in June 2024 against the target of not more than 5% and the East African countries target of not more than 8%. Over the last one year, market interest rates have remained around same levels indicating overall stability of the market. As for the foreign exchange market, the Tanzanian Shilling

depreciated by approximately 12.86% against the US Dollar mostly due to changing policies in the United States of America and effects of geopolitical tensions and the ongoing wars in Asia.

Regarding capital market development, quite good progress was noted during the year under review. A number of new listings of debt securities were made while prices of listed shares improved as reflected through the increase of the Tanzania Share Index (TSI). During the year, TSI increase by 9.37% from 4,091.81 on 30 June 2023 to 4,475.20 on 30 June 2024. This compares favorably with the previous financial year where the increase of the TSI was 4.16%. This indicates that performance of listed companies was better during the financial year under review and that business environment has continued to improve. We thank the President, Her Excellence Samia Suluhu Hassan and the Government for maintaining conducive business and regulatory environment in the Country.

Managed Funds Performance and other Developments

Ladies and Gentlemen, as regards performance for the financial year ended on 30 June 2024, performance indicators show that UTT AMIS and the funds under management performed very well. Funds under management increased from Shillings 1.5354 Trillion on 30 June 2023 to Shillings 2.2382 Trillion on 30 June 2024. This indicates an increase of Shillings 702.8 billion which is 45.7% compared to increase of Shillings 538.9 billion or 54.0% in the previous financial year. Growth in fund size is also supported by the increase in the number of investors in the schemes that went up by 79,519 or 32% compared to 47,480 or 24% in the previous financial year. For the year under review, returns to investors in all the funds under management were very good – as pointed out earlier, Watoto Fund had a return of 14.1%.

Ladies and Gentlemen, during the year under review, the Company continued with the final phase of implementation of the five years Strategic Plan to June 2024. The Company also worked on a new Strategic Plan for the next five years. The New Plan is intended to make UTT AMIS one of key players in the capital market in Tanzania and the East African region. To align with Government planning cycle, the Plan will be reviewed in the 2024/2025 financial year so that it ends in June 2030. From the Plan, some of the strategic goals include growing fund size from Shillings 2.2 trillion currently to Shillings 7.5 trillion, and increasing the number of service centres to bring services closer to investors in Tanzania, the East African and Southern African Development communities. Moreover, the Plan indicates that service delivery will mostly be technology driven with minimum or no paperwork. To prepare for implementation of the new Strategic Plan, during the financial year, the Company started working on upgrading of systems so as to enhance computing capability and accommodate higher volume of business. The upgrade project is planned for completion in the twelve months.

Prospects for the Financial Year 2024/25

Ladies and gentlemen, the five years of implementation of UTT AMIS Strategic Plan to 2024 have been extremely successful and beyond what was initially projected. For instance, fund size was projected to grow from Shillings 290.74 billion on 30 June 2019 to Shillings 485.90 billion but later revised Shillings 1,007.90 billion on 30 June 2024, however, actual fund size on that date was Shillings 2.2 trillion. This indicates that actual performance was more than four times the initial projections and more than double the revised projections.


As we get into the first year of the new Plan, the Company intends to complete upgrade of systems to lay the groundwork for the next phase of growth of UTT AMIS business. Moreover, the Company will continue working on priorities including improving existing products and services and identifying new business lines for the benefit of investors, shareholders and other stakeholders. UTT AMIS will also continue working on modernization of operations and ensuring that investors obtain the best returns that the market may provide. It is our intention to make UTT AMIS one of important vehicles for not only wealth creation and management but also generational wealth.

During the Chairmen and CEOs Forum in Arusha, HE President of the United Republic of Tanzania, Dr. Samia Suluhu Hassan, instructed the parastatals which have the capability to venture to go out of Tanzania to look for more economic and profitable opportunities. As UTT AMIS embarks on implementation of the Strategic Plan for the next five years, we intend to reach more investors in Tanzania, East Africa and SADC countries. In fact, the Company has been following market developments in the two regional economic communities for a number of years now. Preliminary indications are that some of these countries have very interesting opportunities. We will enhance our efforts in analysing the new markets so that entry decisions could be made timely. Given the strategic plan goal of expanding the fund size, it is imperative that every opportunity must be seized. Because you already know the benefits of investing your hard-earned cash with UTT AMIS, we request you to be effective ambassadors of passing a word of mouth to your family members, friends and colleagues. In order to empower you for this task, we have a question and answers session as well as presentations, discussions and talks from seasoned experts in this field. Luckily, all the interesting speakers who have accepted to share their expertise are seasoned fellow investors in various UTT AMIS products.

Acknowledgements

Ladies and Gentlemen, to conclude, I wish to thank you, esteemed investors for your unwavering support and confidence in UTT AMIS and Watoto Fund during the year under review. My special appreciation to the Government, represented by the Ministry of Finance, the Office of Treasury Registrar, the Capital Markets and Securities Authority, the Custodian of the funds under management – CRDB Bank, the Dar es Salaam Stock Exchange including Brokers, UTT AMIS members of staff and all stakeholders who supported the Company during the year. It is my hope that you will all continue to extend your support to UTT AMIS for the good of our investors and development of the capital market and the financial services industry in Tanzania.

As a Board of Directors, we collectively look forward to your cooperation over the coming years.



Prof. Faustin Rweshabura Kamuzora

Board Chairman





5

Statement of the
Custodian



The bank that listens

CRDB BANK PLC

CRDB Headquarter: Ally Hassan Mwinyi /
Barack Obama Road
P.O. Box 268, Dar es Salaam - Tanzania
Tel: +255 (0) 22 2117441-7
Fax: +255 (0) 22 2116714
Email: info@crdbbank.co.tz
Website: www.crdbbank.co.tz

STATEMENT OF CUSTODIAN TO THE UNIT HOLDERS OF CHILDREN'S CAREER PLAN UNIT TRUST SCHEME

As Custodian of **Watoto Fund**, our responsibility is to oversee that the Manager of the Fund performs in accordance with the Deed of Trust in ensuring that interest of the Unit holders are protected. In performing this role, inter alia, Custodian responsibility includes taking into custody all property of the Scheme and holding it in trust of unit holders, ensuring that the method adopted by the Manager in calculating Net Asset Value (NAV) is adequate and in accordance to the Trust Deed and ensuring that investment undertaken by the Manager are in line with set investment objectives and are not in conflict with provisions of the Deed of Trust.

During the period under review (1st July, 2023 to 30th June, 2024), we, Custodian of **Watoto Fund** have continuously followed up on the Manager's actions, performances and assessed limitations on funds' investments.

In this regard, we wish to confirm that investment activities under **Children's Career Plan Unit Trust Scheme (Watoto Fund)** and obligations of the Manager (UTT AMIS) have been in accordance with the provisions of the Deed of Trust. As such, as far as unit holders' confidences in the Scheme are concerned, we are in confirmation that unit holders' interests under the scheme are adequately protected and the manager has managed the Fund in accordance with the provisions of the Trust Deed.

A handwritten signature in blue ink, appearing to read 'Abdulmajid M. Nsekela'.

Abdulmajid M. Nsekela

Group CEO & Managing Director

Date: 23rd October, 2024



6

Report of the
Independent Auditors

INDEPENDENT AUDITORS' REPORT ON THE SUMMARY FINANCIAL STATEMENTS TO THE UNIT HOLDERS OF CHILDREN'S CAREER PLAN UNIT TRUST SCHEME (WATOTO FUND)

KPMG

Certified Public Accountants

2nd Floor, The Luminary

Haile Selassie Road, Msasani Peninsula

P.O. Box 1160, Dar es Salaam

Telephone: +255 22 2600330

Email: info@kpmg.co.tz

Internet: www.kpmg.co.tz

Opinion

The summary financial statements, which comprise the summary statement of financial position as at 30 June 2024, the summary statement of profit or loss and other comprehensive income, changes in net assets attributable to unit holders and cash flows statement for the year then ended and related notes, are derived from the audited financial statements of Children's Career Plan Unit Trust Scheme (Watoto Fund) for the year ended 30 June 2024.

In our opinion, the accompanying summary financial statements are consistent, in all material respects, with the audited financial statements, on the basis described in Note I.

Summary Financial Statements

The summary financial statements do not contain all the disclosures required by International Financial Reporting Standards (IFRS). Reading the summary financial statements and our report thereon, therefore, is not a substitute for reading the audited financial statements and our report thereon. The summary financial statements and the audited financial statements do not reflect the effects of events that occurred subsequent to that date of our report on the audited financial statements.

The Audited Financial Statements and Our Report Thereon

We expressed an unmodified audit opinion on the audited financial statements in our reports dated 11 November 2024 for the year ended 30 June 2024.

Management's Responsibility for the Summary Financial Statements


Management is responsible for the preparation of the summary financial statements in accordance with the basis described in Note I.

Auditors' Responsibility

Our responsibility is to express an opinion on whether the summary financial statements are consistent, in all material respects, with the audited financial statements based on our procedures, which were conducted in accordance with International Standard on Auditing (ISA) 810 (Revised), "Engagements to Report on Summary Financial Statements."

KPMG

Certified Public Accountants (T)



Signed by: CPA Frank Mboya (ACPA 3730)

Date: 11 November 2024

Note I - Disclosure of Applied Criteria

The summary financial statements are derived from the audited financial statements, prepared in accordance with International Financial Reporting Standards (IFRS) for the year ended 30 June 2024.

The preparation of these summary financial statements requires management to determine the information that needs to be reflected in them so that they are consistent in all material respects with, or represent a fair summary of, the audited financial statements.

Management prepared these summary financial statements using the following criteria:

- (a) The summary financial statements include a statement for each statement included in the audited financial statements;
- (b) Information in the summary financial statements agrees with the related information in the audited financial Statements; and
- (c) Major subtotals, totals and comparative information from the audited financial statements are included.

The audited financial statements of the Children's Career Plan Unit Trust Scheme are available upon request by contacting UTT Asset Management and Investor Services Plc.





7

Reports of the
Audited Financial
Statements

STATEMENT OF PROFIT OR LOSS AND OTHER COMPREHENSIVE INCOME FOR THE YEAR ENDED 30 JUNE 2024

	2024	2023
	TZS '000	TZS '000
Investment income	1,791,710	931,622
Net gain from fair valuation of equity instruments	528,795	103,869
Other income	17,284	128,557
Total income	2,337,789	1,164,048
Management fees	(222,176)	(123,371)
Custodian fees	(14,812)	(10,000)
Advisor's fees	(1,740)	(1,332)
Promotions	(23,085)	(12,197)
Brokerage fees	(13,980)	(3,245)
Agent commission	(108,584)	(48,843)
Advisory fee	(1,443)	(829)
Other Administration expenses	(1,758)	(6,211)
Total Expenses	(387,578)	(206,028)
Increase in net asset attributable to unit holders before tax	1,950,211	958,020
Withholding tax expense	(15,532)	(5,271)
Increase in net asset attributable to unit holders net of tax	1,934,679	952,749
Other comprehensive income	-	-
Total Increase in net asset attributable to unit holders net of tax	1,934,679	952,749

STATEMENT OF FINANCIAL POSITION (BALANCE SHEET) AS AT 30 JUNE 2024

	2024	2023
	TZS '000	TZS '000
Assets		
Cash and cash equivalents	1,474,541	289,485
Government securities	14,679,717	9,116,323
Equity investments	2,987,145	1,600,442
Other receivables	42,011	23,104
Total assets	19,183,414	11,029,354
Liabilities		
Other Liabilities	(185,047)	(242,003)
Total liabilities	(185,047)	(242,003)
Net-assets attributable to unit holders	18,998,367	10,787,351
Represented by:		
Net assets attributable to unit holders	18,998,367	10,787,351
Outstanding number of units	28,523,046	18,509,000
Net Asset Value per unit	666.07	582.82

STATEMENT OF CHANGES IN NET ASSETS ATTRIBUTABLE TO UNIT HOLDERS AS AT 30 JUNE 2024

	2024	2023
	TZS '000	TZS '000
Opening balance of net assets attributable to unit holders	10,787,351	5,726,519
Increase in net assets attributable to unit holders	1,934,679	952,749
	<u>12,722,030</u>	<u>6,679,268</u>
Transactions with unit holders during the year:		
Sales of units during the year	7,114,943	4,531,861
Repurchase of units during the year	(838,606)	(423,778)
Net transactions with unit holders during the year:	6,276,337	4,108,083
Closing balance of net assets attributable to unit holders	18,998,367	10,787,351




STATEMENT OF CASH FLOWS FOR THE FINANCIAL YEAR ENDED 30 JUNE 2024

	2024	2023
	TZS '000	TZS '000
Cash flows from operating activities		
Increase in net assets attributable to unit holders, net of tax	1,934,679	952,749
Adjustment for:		
Net gain from fair valuation of equity instruments	(528,795)	(103,869)
Dividend Income	(144,707)	(74,335)
Interest Income using effective interest method	(1,647,003)	(857,287)
Withholding tax expenses	15,532	(5,271)
	(370,294)	(77,471)
Change in		
Government Securities	(5,923,326)	(5,149,875)
Equity Investments	(857,908)	(96,000)
Other Receivables	(18,907)	(14,825)
Trade and Other Payables	(56,956)	196,962
Cash used in operating activities	(7,227,391)	(5,141,209)
Dividend received	144,707	74,335
Interest Received	2,006,935	1,095,601
Withholding tax paid	(15,532)	(5,271)
Net cash used in operating activities	(5,091,281)	(3,976,544)
Cash flows from Financing activities		
Sales of redeemable units	7,114,943	4,531,861
Repurchase of units	(838,606)	(423,778)
Net cash from financing activities	6,276,337	4,108,083
Net increase in cash and cash equivalents	1,185,056	131,539
Cash and cash equivalents at the beginning of the year-1 July	289,485	157,946
Cash and cash equivalents at the end of the year-30 June	1,474,541	289,485



.....
Director

Date: October 8, 2024



.....
Director

Date: October 8, 2024



8

Manager's Report

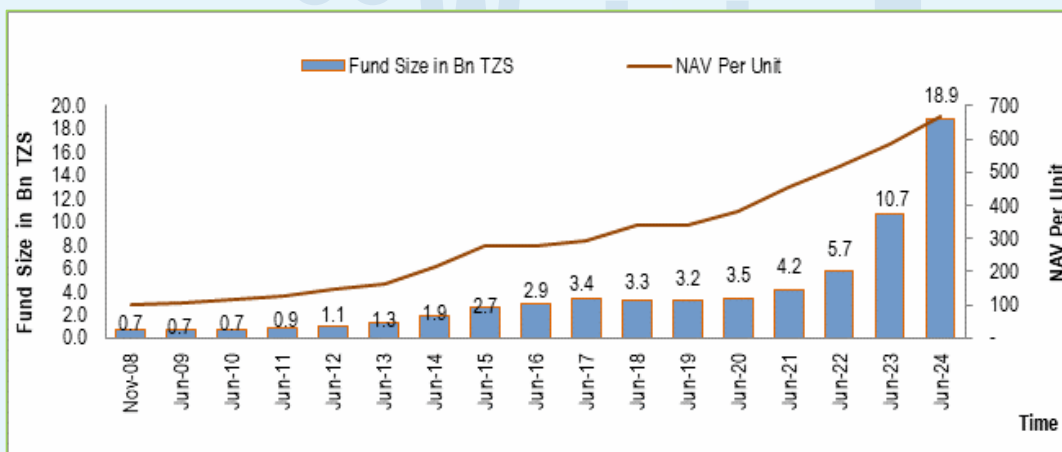
At UTT AMIS, we recognize that the future lies in the hands of younger generations. For this reason, the Watoto Fund was launched. The Scheme is an open-ended balanced Fund that aims at generating long-term capital appreciation for our beloved little ones through a judicious mix of investments.

All children from birth to 18 years of age can join the scheme with the initial amount required for investment being TZS 10,000. Additional investment is as low as TZS 5,000 with no upper limit and can be done as many times as an investor wishes.

1.0 Fund Size and Net Asset Value (NAV) Per Unit

As of 30th June 2024, the Scheme fund size was TZS 18.9 billion. During the financial year, the Scheme fund size grew by TZS 8.2 billion compared with the growth of TZS 5.0 billion recorded in the prior financial year. The NAV per unit increased by TZS 82.8 to TZS 666.5 from TZS 583.7 in 2023.

Chart I: Watoto Fund NAV Per Unit and Fund Size Movement from Inception to June 2024

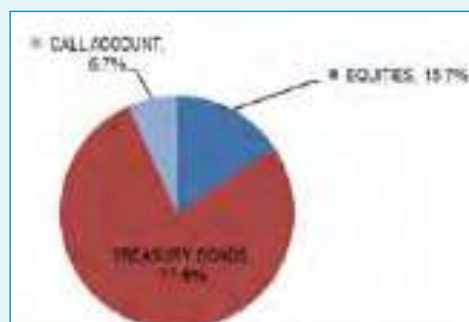


2.0 Portfolio Composition

In the financial year under review, UTT AMIS as the Fund Manager ensured that the scheme investment portfolio achieved a balanced asset mix in accordance with the scheme investment policy and guidelines. The portfolio position as of 30th June 2024 was as follows:

Chart II: Portfolio Composition for Watoto Fund as of 30th June 2024

From Chart II, it can be seen clearly that treasury bonds of various tenures accounted for the largest share of the portfolio by 77.6% to take advantage of higher yields and stable cashflows, followed by listed equities (15.7%), and call account at 6.7%.



**LAUNCHED
OCT, 2008**

- IPO PRICE
TZS 100.0**

**30TH JUNE,
2024**

- NAV PER
UNIT
TZS 666.5**

- FUND SIZE
TZS 18.9
BILLION**

- ANNUAL
RETURN
14.1%**

3.0 Returns

The Scheme's annual return for the financial year ended in June 2024 was 14.1% compared with the benchmark return of 11.2% (refer to Table I) and the previous year return of 12.4%.

Table I and II below shows the movement of returns, where one can see the current and the previous years' performance. The table also, indicates that the returns for the financial years were above their respective benchmark and very competitive when compared with similar or comparable instruments in the market (refer to table I).

Table I: Annual Return and Fund Size for Watoto Fund from June 2020 to June 2024

SN	Financial Year	Fund Size, TZS Bn	Performances	
			Returns	Benchmark
1	2023/24	18.9	14.1%	11.2%
2	2022/23	10.7	12.4%	7.6%
3	2021/22	5.7	14.1%	8.7%
4	2020/21	4.2	19.9%	8.1%
5	2019/20	3.5	12.7%	1.5%

Note: Benchmark; (10 years Treasury Bond Weighted Average Yield and Local share index).

For comparison, we look into 10 years Treasury bond yields, 364 days Treasury bills, and Savings deposit rates in the markets as shown in Table II;

Table II: Comparable Securities in the Market [Annual Basis]

Item	Yields for the year ended June			
	2021	2022	2023	2024
10 Years Treasury bond	11.5%	10.3%	11.1%	12.3%
7 Years Treasury bond	10.1%	9.3%	9.7%	9.7%
5 Years Treasury bond	9.2%	8.9%	9.7%	10.0%
2 Years Treasury bond	7.9%	4.4%	9.1%	11.6%
1 Years Treasury bills	4.8%	4.7%	6.9%	8.3%
Savings deposit rate	2.2%	1.5%	1.6%	2.8%

Source: BOT

Apart from the rate of return shown above, the other major differences that one needs to consider while comparing Watoto Fund with savings deposit rate in the markets are;

- Watoto Fund returns are net of tax.
- Watoto Fund is an open-ended fund providing liquidity throughout the year. So, one does not need to time the investments.
- Other instruments have fixed tenure and if there is an emergency, it entails discounting of these instruments at a possible reduction in value.
- The returns from Watoto Fund are the same across all types of investors (whether small, medium, or high net worth).
- Investing in Watoto Fund is almost like having the ease of a savings deposit account coupled with the power of return over and above the savings account.
- Flexibility in subscription and withdrawals, so one can buy as well as sell units on any business day.

4.0 Economic Indicators

4.1 Gross Domestic Product (GDP)

Measured through GDP, the economy grew by 5.1% in 2023 compared with 4.7% in 2022, driven by agriculture, construction, mining and other sectors. For the year 2024, the economy is projected to grow by 5.4% indicating that the Country has built resilience against disruptions caused by ongoing wars, geopolitical tensions and changing policies in international financial markets. Favourable business conditions and public investment in infrastructure contributed to the growth of the economy. The growth outlook is important for UTT AMIS-managed schemes and the entire economy since it provides indications on future prospects as regards performance of the funds.

Table III: Year-on-Year Real Gross Domestic Product (GDP) Growth Rate

Year	2018	2019	2020	2021	2022	2023	2024
GDP	7.0%	7.0%	4.8%	4.9%	4.7%	5.1%	5.4%*

Projected data, GDP; Source: NBS and Bank of Tanzania (BOT)

4.2 Inflation Rate

The table below (Table IV), shows that the inflation rate has remained below 5.0%. According to the Monetary Policy Statement issued in July 2024, the rate has been within the EAC and SADC convergence criteria of 5.0% as the rate in June 2024 and June 2023 was 3.1% and 3.6% respectively. The observed trends of the inflation rate were mostly a result of adequacy of food supply, complemented by prudent monetary and fiscal policies implemented during the period.

Over the medium-term period of 3 to 5 years, inflation is projected to evolve within the target of 5.0%. Hence, having low and stable inflation in the economy is favorable to investors, UTT AMIS, and the economy at large, as it helps in preserving value of invested funds and enables investors keep extra cash for investing.

Table IV: Annual headline inflation from June 2018 to June 2024

Year Ended June	2018	2019	2020	2021	2022	2023	2024
Inflation rate	3.7%	3.7%	3.2%	3.6%	4.4%	3.6%	3.1%

Source: National Bureau of Statistics (NBS)

4.3 Banking Sector

During the financial year that ended in June 2024, the banking sector, which constitutes the largest segment of the financial services sector, remained sound, stable, and profitable, with adequate capital and liquidity. Total assets increased by TZS 8.3 trillion to TZS 62.0 trillion in June 2024 from TZS 53.7 trillion in the previous year, mainly driven by growth of deposits. Total customer deposits size rose by 13.7% moving from TZS 35.7 trillion to TZS 40.6 trillion while total loans and bills reached TZS 37.4 trillion compared with TZS 31.5 trillion in the previous year.

On digital banking channels, the reliability of payment systems remained stable, evidenced by a high rate of completed transactions and low downtime, encouraging public usage of the platform in financial services delivery. Moreover, in 2023 the volume and value of Wallet to Bank (W2B) transactions were 6.6 million and TZS 2.7 trillion respectively, reflecting an increase of 34.1% and 25.2% from the prior year.

The stability of the banking sector is important to the schemes and investors as it facilitates economic activities and smoothens subscriptions into the funds. UTT AMIS has successfully integrated systems with a number of commercial banks to enable investors buy units digitally at their convenience.

4.4 Telecommunication Sector

In the telecom market, subscriptions have increased by 11.5 million to 75.5 million in June 2024 compared with an increase of 7.8 million noted in a similar period of the previous year. Either, the subscriptions volume represents the count of all registered active sim cards used at least once in the past three months. Mobile money subscriptions (active sim cards with mobile money service accounts) have also increased by 18.0% moving from 47.2 million to 55.7 million in June 2024.

The volume of subscriptions for the sale of units received by UTT AMIS through the mobile phones was 47.4 billion in 2024 compared with 25.4 billion received in 2023.

For UTT AMIS, the growth of the Telecom sector has positive impact on service delivery as it has enhanced self-service, improved convenience and reduced paper work. Through mobile devices, investors can easily open accounts, buy or/and sell units, and view investment balances or activities by dialing *150*82# or using the UTTAMIS App. In addition, UTT AMIS is considering to increase the withdrawal amount through the mobile platform from the current value of TZS 2.0 million to 5.0 million per day.

4.5 Government Securities

During the financial year that ended in June 2024, the demand for treasury securities in the primary market was higher compared to the volume registered in the previous year.

In the Treasury bills market, the amount offered went down by TZS 0.6 trillion to TZS 2.7 trillion. However, on the demand side, the volume tendered went up by TZS 0.7 trillion to TZS 4.3 trillion from TZS 3.6 trillion in the prior year. Total successful bids increased by TZS 0.1 trillion from TZS 2.5 trillion to TZS 2.6 in 2024.

In the Treasury bonds market, a total of TZS 3.3 trillion were offered for sale compared with TZS 4.3 trillion in the previous year. Bids received for the period rose by TZS 0.6 trillion to TZS 5.2 trillion compared with TZS 4.6 trillion in the preceding year. Successful bids during the period decreased by TZS 1.1 trillion to TZS 2.8 trillion from TZS 3.9 trillion in 2023.

Increase in demand for treasury securities signifies an increase in public awareness on investments and savings. Hence, the increase in awareness and participation in the domestic market helps the schemes under management to enhance liquidity and deliver attractive returns to investors.

4.6 Interest Rates

Interest rates charged on loans and those offered on deposits by banks remained broadly unchanged from last year's pricing. The overall lending rate averaged 15.4% and that of one-year loans at 15.8%. The overall and one-year time deposit interest rates were 7.5% and 8.7%, respectively.

The Treasury Bills Overall Weighted Average Rate (WAR) went up to 8.3% in June 2024 from 6.5% in June 2023. The overall interbank cash market rate (overnight) rose to 7.2% from 5.0%. In January 2024, the Bank of Tanzania shifted from targeting quantity of money (monetary aggregates) to targeting interest rates. During the period, the Bank increased the Central Bank Rate (CBR) from 5.5% to 6.0%.

Yields in the domestic market specifically in the treasury bonds market traded at higher levels compared with rates in the preceding year. The upward movement of interest rates or yields have an upward effect on investors' returns and profitability.

4.7 Foreign Exchange Market

As of 30th June 2024, foreign reserves were more than USD 5.0 billion. The Bank projected that the reserves are sufficient to cover more than four (4) months of imports. The Shilling traded at TZS 2,640.0 per US dollar compared with TZS 2,339.1 per US dollar in June 2023 indicating depreciation of 12.8% compared with 1.0% in the previous year (Table V). The Bank has taken measures including limiting transaction dollarization between residents who are invoicing, quoting, or making payments using foreign currency. These are expected to reduce the demand for foreign currency, increase foreign reserves and stabilize the domestic currency.

Table V: Year on Year Exchange rate, TZS/USD

Year Ended June	2018	2019	2020	2021	2022	2023	2024
Exchange Rate	2,264.1	2,300.9	2,307.9	2,310.4	2,315.7	2,339.1	2,640.0

Exchange rate; Source: Bank of Tanzania (BOT)

4.8 Capital Market Performance

In the financial year under review, the capital markets remained sound and resilient, with domestic investors participating actively in equity, debt securities and Collective Investment Schemes (CIS).

The market has been active in terms of turnover, new entrances, and activities. During the period, two commercial banks and one utility organization issued corporate bonds worth TZS 482.4 billion. The new corporate bonds were as follows; CRDB Bank issued Kijani Bond for 5 years at 10.25%, NMB Bank sustainable bond (floating), and social bond for 3 years at 9.5%, and a TANGA Water Green Bond for 10 years at 13.5%.

During the period, two Funds were launched targeting to invest in both the stock and debt market. Alpha Capital Ltd launched a Sharia-compliant Fund called Alpha Halal and Timiza Fund by Zan Securities Ltd.

Entrance of new fund managers or new securities in the market is a good development for the financial market. New issuances bring about opportunities for investors and the entrance of new fund managers will increase the number market players and speed up market development.

4.8.1 Secondary Market of Listed Bonds

In the secondary market, the cumulative transaction value of traded bonds grew by TZS 0.6 trillion to TZS 3.5 trillion from TZS 2.9 trillion in the preceding year. On the listed corporate bonds, the transaction value traded was TZS 3.9 billion compared with TZS 1.0 billion in the prior year. Moreover, the transaction value for listed corporate bonds for the current year is higher compared to the value registered in the prior year by TZS 2.9 billion, this increase was due to new listed instruments during the period.

4.8.2 Equity Market

As of 30th June 2024, the market capitalization at the Dar es Salaam Stock Exchange (DSE) was TZS 16.8 trillion, higher by 12.0% from TZS 15.0 trillion on 30th June last year. The percentage of buying local investors during the period was 76.2% compared with 69.6% in 2023. Additionally, the Tanzania Share Index (TSI), which tracks the performance of domestically listed companies, increased by 9.3% to 4475.2. The All-Shares Index (DSEI) increased by 12.0% closing at 2016.9. The total market turnover, during the period, went up by TZS 165.0 billion to TZS 272.6 billion from TZS 107.6 billion in the previous year.

During the period, some of the counters declared and paid dividends to shareholders. The dividends paid per share were as follows; TZS 500 by TCC, TZS 390 by TWIGA (TPCC), TZS 537 by TBL, TZS 361.18 by NMB, TZS 51.33 by SWISS, TZS 9.95 by VODA, TZS 145 by DSE and TZS 50 by CRDB.

4.8.3 Collective Investment Schemes

During the financial year, investments in CIS continued to record growth in terms of assets under management as well as the number of funds in the market. As of 30th June 2024, the CIS market had a total Asset Under Management (AUM) of TZS 2,273.6 billion compared with TZS 1,550.7 billion registered in the previous financial year. The market has registered new funds namely Alpha Halal Fund and Timiza Fund.

4.8.3.1 UTT AMIS Managed Funds/Schemes

The AUM of UTT AMIS managed funds and related services have increased by TZS 702.8 billion compared to an increase of TZS 538.9 billion recorded in the prior year. During the financial year, AUM grew from TZS 1,535.4 billion to TZS 2,238.2 billion. The positive change in total AUM reflected increasing investors' confidence in UTT AMIS products due to safety, competitive returns and flexibility offered by schemes.

4.8.3.2 Watumishi Housing Investments (WHI) – Faida Fund

The AUM of the Faida Fund has also increased by TZS 10.1 billion compared to an increase of TZS 7.4 billion recorded in the previous year. During the year, the AUM grew from TZS 15.3 billion to TZS 25.4 billion. The NAV per unit in June 2024 was TZS 115.8 compared with TZS 104.9 in June 2023.

4.8.3.3 Zan Securities Limited (Zan) – Timiza Fund

The window for the initial offer of the Timiza Unit Trust Scheme (Timiza Fund) was open from 27th May 2024 to 26th June 2024. The Offer Document shows that the Fund planned to raise a total amount of TZS 10.0 billion while the unit price during the offer was TZS 100.0.

Source: Bank of Tanzania (BOT), National Bureau of Statistics (NBS), UTTAMIS, Watumishi Housing, Zan Securities Ltd, and DSE

The Board and Staff of UTT AMIS wish you all a Happy Festive Season and a Prosperous 2025

Wekeza Uwezeshwe!



9

UTT AMIS
News Bulletin



UTT AMIS News Bulletin

[Containing updates up to 30th SEPTEMBER, 2024]

1.0 Asset Management & Investor Services Summary

- Currently managing six (6) collective investment schemes known as UMOJA FUND, WEKEZA MAISHA FUND, WATOTO FUND, JIKIMU FUND, LIQUID FUND and BOND FUND.
- Asset Under Management (AUM) value totaling TZS 2.4 trillion.
- UTT AMIS Plc introduced Wealth Management services with a portfolio worth TZS 33.3 billion.
- Maintaining a portfolio of around 358,123 investors.
- Offering competitive returns on client investments.

2.0 General Information on UTT AMIS Launched Schemes



SN	DESCRIPTION	DETAILS																																																																									
2.1	Umoja Fund	<p>The Scheme was launched on 16th May 2005. Umoja Fund is an open-ended balanced scheme, it was the first scheme launched by UTT AMIS. The Fund aims to offer investors an investment that provides medium to long-term capital growth with less volatility in investment activity than pure equity investments, via a diversified portfolio that consists of debt and equity instruments. Some important features of this scheme are as follows:</p> <ul style="list-style-type: none"> • Units are sold at NAV [meaning there is no entry load]. • Minimum investment amount is equal to the sale value of 10 units. • Repurchase amount is payable after deducting 1% exit load on NAV. • Flexible entry/ exit provisions – so one can buy as well as sell units on any business day. • Partial repurchase is also allowed. <p>'Fact Sheet' as on 30th September, 2024 demonstrates the following returns:</p> <table border="1"> <thead> <tr> <th>Since Launch [May, 2005]</th> <th>10 Years</th> <th>5 Years</th> <th>2 Years</th> <th>1 Year</th> </tr> </thead> <tbody> <tr> <td>15.1%</td> <td>13.8%</td> <td>16.2%</td> <td>12.9%</td> <td>11.3%</td> </tr> </tbody> </table> <p>UMOJA FUND NAV PER UNIT AND FUND SIZE MOVEMENTS SINCE INCEPTION TO 30th SEPT 2024</p> <table border="1"> <caption>UMOJA FUND NAV PER UNIT AND FUND SIZE MOVEMENTS SINCE INCEPTION TO 30th SEPT 2024</caption> <thead> <tr> <th>Time</th> <th>Fund Size (TZS Billion)</th> <th>NAV Per Unit</th> </tr> </thead> <tbody> <tr><td>Nov-05</td><td>108</td><td>~300</td></tr> <tr><td>Sep-06</td><td>62</td><td>~350</td></tr> <tr><td>Sep-07</td><td>58</td><td>~400</td></tr> <tr><td>Sep-08</td><td>62</td><td>~450</td></tr> <tr><td>Sep-09</td><td>74</td><td>~500</td></tr> <tr><td>Sep-10</td><td>84</td><td>~550</td></tr> <tr><td>Sep-11</td><td>86</td><td>~600</td></tr> <tr><td>Sep-12</td><td>97</td><td>~650</td></tr> <tr><td>Sep-13</td><td>115</td><td>~700</td></tr> <tr><td>Sep-14</td><td>208</td><td>~750</td></tr> <tr><td>Sep-15</td><td>218</td><td>~800</td></tr> <tr><td>Sep-16</td><td>218</td><td>~850</td></tr> <tr><td>Sep-17</td><td>207</td><td>~900</td></tr> <tr><td>Sep-18</td><td>224</td><td>~950</td></tr> <tr><td>Sep-19</td><td>217</td><td>~1000</td></tr> <tr><td>Sep-20</td><td>230</td><td>~1050</td></tr> <tr><td>Sep-21</td><td>266</td><td>~1100</td></tr> <tr><td>Sep-22</td><td>294</td><td>~1150</td></tr> <tr><td>Sep-23</td><td>333</td><td>~1200</td></tr> <tr><td>Sep-24</td><td>373</td><td>~1250</td></tr> </tbody> </table>	Since Launch [May, 2005]	10 Years	5 Years	2 Years	1 Year	15.1%	13.8%	16.2%	12.9%	11.3%	Time	Fund Size (TZS Billion)	NAV Per Unit	Nov-05	108	~300	Sep-06	62	~350	Sep-07	58	~400	Sep-08	62	~450	Sep-09	74	~500	Sep-10	84	~550	Sep-11	86	~600	Sep-12	97	~650	Sep-13	115	~700	Sep-14	208	~750	Sep-15	218	~800	Sep-16	218	~850	Sep-17	207	~900	Sep-18	224	~950	Sep-19	217	~1000	Sep-20	230	~1050	Sep-21	266	~1100	Sep-22	294	~1150	Sep-23	333	~1200	Sep-24	373	~1250
Since Launch [May, 2005]	10 Years	5 Years	2 Years	1 Year																																																																							
15.1%	13.8%	16.2%	12.9%	11.3%																																																																							
Time	Fund Size (TZS Billion)	NAV Per Unit																																																																									
Nov-05	108	~300																																																																									
Sep-06	62	~350																																																																									
Sep-07	58	~400																																																																									
Sep-08	62	~450																																																																									
Sep-09	74	~500																																																																									
Sep-10	84	~550																																																																									
Sep-11	86	~600																																																																									
Sep-12	97	~650																																																																									
Sep-13	115	~700																																																																									
Sep-14	208	~750																																																																									
Sep-15	218	~800																																																																									
Sep-16	218	~850																																																																									
Sep-17	207	~900																																																																									
Sep-18	224	~950																																																																									
Sep-19	217	~1000																																																																									
Sep-20	230	~1050																																																																									
Sep-21	266	~1100																																																																									
Sep-22	294	~1150																																																																									
Sep-23	333	~1200																																																																									
Sep-24	373	~1250																																																																									



2.2

Wekeza Maisha
[Invest Life]

A Unit Linked Insurance Plan [ULIP] offering twin benefits relating to investment and insurance. The Scheme has a 10-year window of investment with two options; a lump sum for ten years or periodic equal installments over ten years. More than 99.0% of the funds are invested in income-generating instruments and less than 1.0% cover insurance premiums. This fund is suited to investors seeking long-term capital growth through exposure to a broadly diversified portfolio of listed equities and debt instruments.

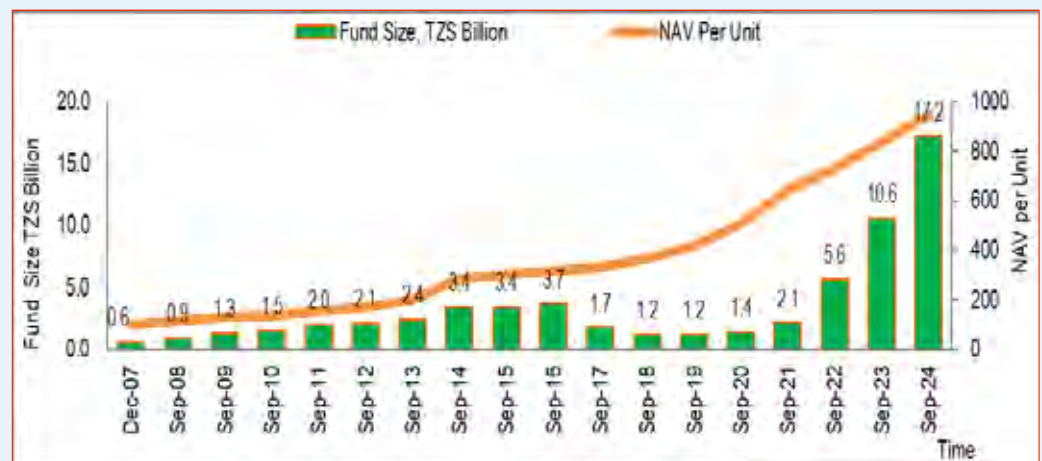
This Scheme was launched on 16th May 2007 with the following important features:

- Investors in the age group of 18 to 55 are allowed to invest.
- Scheme offers investment under two options: (a) Regular Contribution, and (b) Single Contribution
- Units are sold at NAV [meaning no entry load]
- One can join the Scheme by paying as low as TZS 8,340 on a per month basis [applicable where the Chosen Contribution Amount is TZS 1 million]
- Available Insurance Benefits are: - Life Insurance, Personal Accident and Funeral Expenses Cover
- This Scheme is a 'Systematic Investment Plan, whereby one can choose to pay his/her regular contributions on a Monthly, Half-Yearly, or Yearly basis.

'Fact Sheet' as on 30th September, 2024 demonstrates the following returns:

Since Launch [May,2007]	10 Years	5 Years	2 Years	1 Year
13.8%	23.3%	25.5%	14.6%	13.1%

WEKEZA MAISHA NAV PER UNIT AND FUND SIZE MOVEMENT SINCE INCEPTION TO 30th SEPT 2024





2.3

Watoto Fund
[Children's Career Plan]

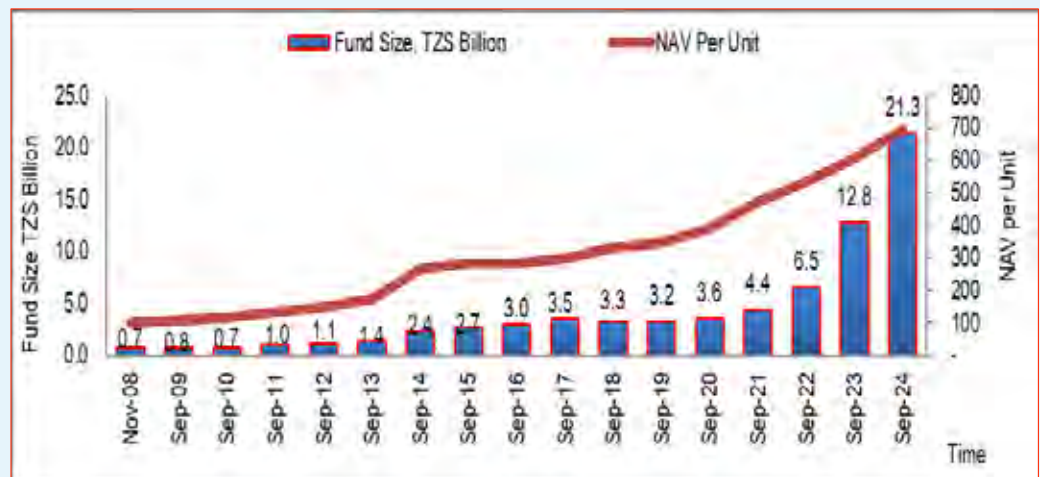
A child benefit-oriented plan, Watoto Fund was the third scheme launched by UTT AMIS as an investment platform aimed at creating a bright future for the young generation through investing in listed equities and debt instruments. The Fund is aimed at children and investments are done in the name of a child up to the age of 18 years. This Scheme was launched on 1st October 2008 with the following important features:

- Investments in the name of a child up to the age of 18 years can be made.
- Minimum Amount for Initial Investment is TZS 10,000 and for any subsequent additional investments is TZS 5,000.
- Units are sold at NAV [meaning no entry load].
- Scheme offers investment under two options: (a) Scholarship Option, and (b) Growth Option; and
- Scholarship as well as Repurchase payments are allowed after the beneficiary has attained 12 years of age.

'Fact Sheet' as of 30th September 2024 demonstrates the following returns:

Since Launch [October,2008]	10 Years	5 Years	2 Years	1 Year
12.9%	16.1%	19.9%	14.8%	14.5%

WATOTO FUND NAV PER UNIT AND FUND SIZE MOVEMENT SINCE INCEPTION TO 30th SEPT 2024



2.4

Jikimu Fund
[Regular Income Scheme]

Jikimu Fund was the fourth open-ended balanced scheme launched by UTT AMIS on 3rd November 2008, suited to investors seeking long-term capital growth through exposure to a broadly diversified portfolio of listed equities and debt instruments. The Scheme is an investment vehicle providing income and capital growth over time. Income is distributed on a quarterly and annual basis.

The Scheme has the following important features:

- Investment Plans and Minimum Amount: (a) Quarterly Income Distribution Plan [TZS 2 million] (b) Annual Income Distribution Plan [TZS 1 million] and (c) Annual Re-investment Plan/ Growth [TZS 5,000];
- Units are sold at NAV [meaning no entry load]; and
- Exit Load on Repurchase: (a) 2% for repurchase within 1 year, (b) 1.5% for repurchase between 1-2 years, (c) 1% between 2-3 years, and (d) Nil exit load after 3 years.

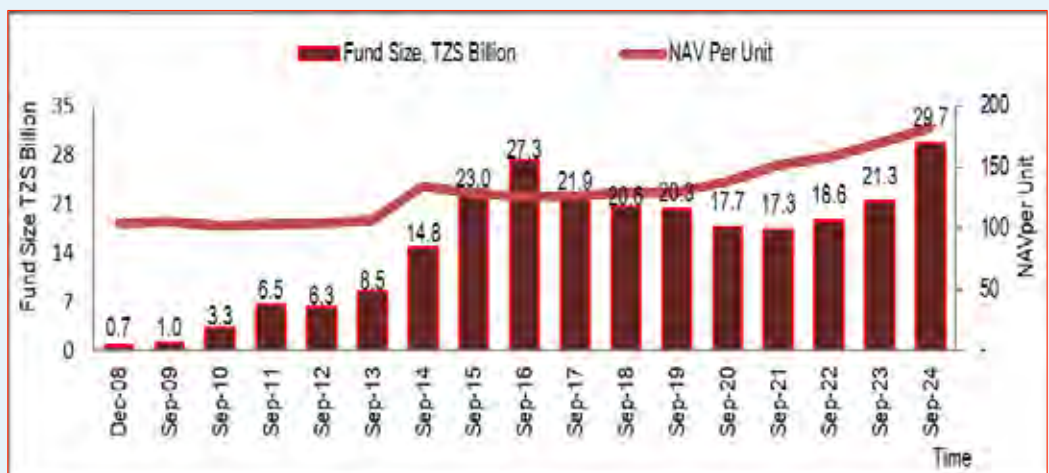
'Fact Sheet' as on 30th September, 2024 demonstrates the following returns:

Since Launch [November, 2008]	10 Years	5 Years	2 Years	1 Year
16.1%	16.5%	15.6%	14.9%	14.6%

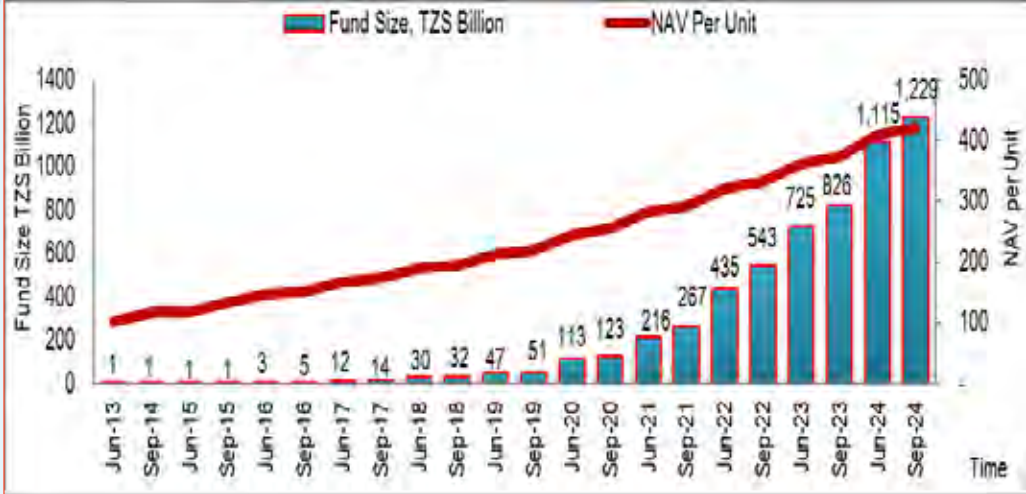
Total Income Distribution [ID] as on 30th September, 2024

Particulars	Amount, Billions TZS	Per Unit TZS
Since Launch [November, 2008]	16.9	185.5
One Year [Oct 23-Sept 24]	1.0	12.0

JIKIMU FUND NAV PER UNIT AND FUND SIZE MOVEMENT SINCE INCEPTION TO 30th SEPT 2024





2.5	Liquid Fund	<p>Liquid Fund was the fifth open-ended scheme to be launched by UTT AMIS on 1st March 2013, aimed at providing a high level of liquidity coupled with low risk. The Fund suites Investors seeking short, medium to long-term capital growth through exposure to a broadly diversified portfolio of debt instruments. The Scheme has the following features:</p> <ul style="list-style-type: none"> • Suitable for individual investors as well as institutional investors. • Minimum amount for initial investment is TZS 100,000 and for any subsequent additional investments is TZS 10,000. • It is open for both Residents as well as Non-residents; and • There is no exit load. <p>'Fact Sheet' as on 30th September, 2024 demonstrates the following returns:</p> <table border="1" data-bbox="418 851 1457 954"> <thead> <tr> <th>Since Launch [March, 2013]</th> <th>10 Years</th> <th>5 Years</th> <th>2 Years</th> <th>1 Year</th> </tr> </thead> <tbody> <tr> <td>13.2%</td> <td>13.6%</td> <td>13.9%</td> <td>13.4%</td> <td>13.0%</td> </tr> </tbody> </table> <p>LIQUID FUND NAV PER UNIT AND FUND SIZE MOVEMENT SINCE INCEPTION TO 30th SEPT 2024</p> 	Since Launch [March, 2013]	10 Years	5 Years	2 Years	1 Year	13.2%	13.6%	13.9%	13.4%	13.0%
Since Launch [March, 2013]	10 Years	5 Years	2 Years	1 Year								
13.2%	13.6%	13.9%	13.4%	13.0%								



2.6

Bond Fund

The Bond Fund is the latest open-ended scheme to be launched by UTT AMIS on 16th September 2019, designed to generate periodic income, subject to distributable surplus and capital appreciation to investors. The Fund suites Investors seeking medium to long-term capital growth through exposure to a broadly diversified portfolio of debt instruments. The Fund aims at providing capital appreciation for long-term investors and distributing income, subject to distributable surplus, periodically.

Total Income Distribution [ID] as on 30 th September, 2024		
Particulars	Amount, Billions TZS	Per Unit TZS
Since Launch [Sept, 2019]	69.2	57.0
One Year [Oct 23 - Sept 24]	30.1	12.0

The fund was launched on 16th September 2019 (IPO) with the following features:

- It is open for Tanzanians and Non-Tanzanians Individual and institutional investors; and
- There is no entry and exit load.

The Scheme offers investment options under three plans:

- Reinvestment Plan.
- Monthly Income Distribution Plan; and
- Semi-annual Income Distribution Plan.

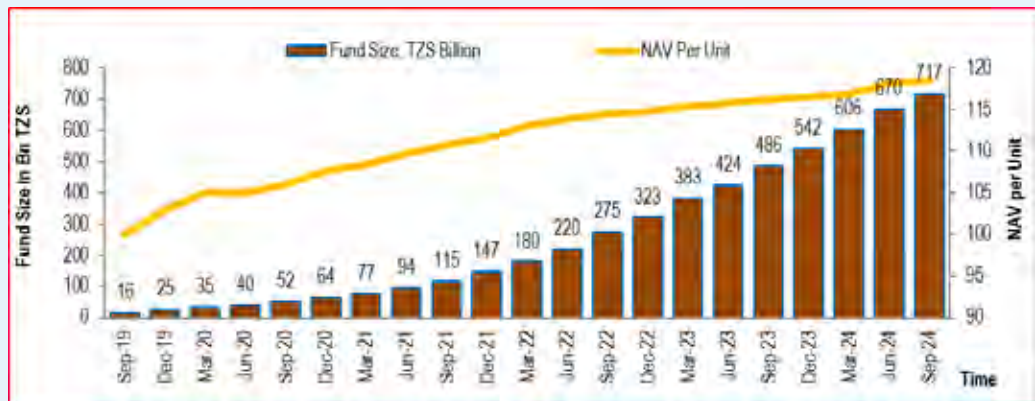
Minimum Initial Investment

- TZS 50,000 for reinvestment option.
- TZS 10 million for monthly income distribution; and (c) TZS 5 million for semi-annual income distribution.

'Fact Sheet' as on 30th September, 2024 demonstrates the following returns:

Annualized Returns [%] as on 30 th September, 2024			
Since Launch [Sept, 2019]	3 Years	2 Years	1 Year
14.5%	13.0%	12.3%	12.4%

BOND FUND NAV PER UNIT AND FUND SIZE MOVEMENT SINCE INCEPTION TO 30th SEPT 2024





2.7	<p>UTT Wealth Management</p>	<p>UTT Wealth Management is a customized financial product tailored to cater investor's need as per the prevailing market conditions.</p> <p>Eligibility Open Investment to individuals and institutional investors for both Tanzanians and foreigners.</p> <p>Minimum Initial Investment Minimum initial of TZS 100 million. Investors can build their wealth with customized portfolio catering to individual specific goals be it capital accumulation or income generation.</p> <p>Fees/Charges We charge an annual management fee ranging from 1.0% on AUM.</p> <p>Investment Policy and Management Contract For each investor, an investment policy and Management contract are established and tailored to the individual client's needs. Investment policy serves as a guide to the client's portfolio.</p> <p>UTT Wealth Management Fund Size Movement from Inception to 30th September 2024</p> <table border="1"> <caption>Funds under Wealth Management Service TZS - Billions</caption> <thead> <tr> <th>Date</th> <th>Funds (TZS - Billions)</th> </tr> </thead> <tbody> <tr><td>30-Jun-16</td><td>0.8</td></tr> <tr><td>31-Dec-16</td><td>1.5</td></tr> <tr><td>30-Jun-17</td><td>5.0</td></tr> <tr><td>31-Dec-17</td><td>5.4</td></tr> <tr><td>30-Jun-18</td><td>10.3</td></tr> <tr><td>31-Dec-18</td><td>11.0</td></tr> <tr><td>30-Jun-19</td><td>11.4</td></tr> <tr><td>31-Dec-19</td><td>12.8</td></tr> <tr><td>30-Jun-20</td><td>14.0</td></tr> <tr><td>31-Dec-20</td><td>17.2</td></tr> <tr><td>30-Jun-21</td><td>20.8</td></tr> <tr><td>31-Dec-21</td><td>23.0</td></tr> <tr><td>30-Jun-22</td><td>25.1</td></tr> <tr><td>31-Dec-22</td><td>25.3</td></tr> <tr><td>30-Jun-23</td><td>27.6</td></tr> <tr><td>31-Dec-23</td><td>27.7</td></tr> <tr><td>30-Jun-24</td><td>31.8</td></tr> <tr><td>30-Sep-24</td><td>33.3</td></tr> </tbody> </table>	Date	Funds (TZS - Billions)	30-Jun-16	0.8	31-Dec-16	1.5	30-Jun-17	5.0	31-Dec-17	5.4	30-Jun-18	10.3	31-Dec-18	11.0	30-Jun-19	11.4	31-Dec-19	12.8	30-Jun-20	14.0	31-Dec-20	17.2	30-Jun-21	20.8	31-Dec-21	23.0	30-Jun-22	25.1	31-Dec-22	25.3	30-Jun-23	27.6	31-Dec-23	27.7	30-Jun-24	31.8	30-Sep-24	33.3
Date	Funds (TZS - Billions)																																							
30-Jun-16	0.8																																							
31-Dec-16	1.5																																							
30-Jun-17	5.0																																							
31-Dec-17	5.4																																							
30-Jun-18	10.3																																							
31-Dec-18	11.0																																							
30-Jun-19	11.4																																							
31-Dec-19	12.8																																							
30-Jun-20	14.0																																							
31-Dec-20	17.2																																							
30-Jun-21	20.8																																							
31-Dec-21	23.0																																							
30-Jun-22	25.1																																							
31-Dec-22	25.3																																							
30-Jun-23	27.6																																							
31-Dec-23	27.7																																							
30-Jun-24	31.8																																							
30-Sep-24	33.3																																							
3.0		<p>Investors' Education Column</p>																																						
3.1	<p>Joining/ Investing in UTT launched scheme</p>	<p>Investors can easily join and invest in launched schemes through the following platforms.</p> <p>i. Physical Office By completing the application form and depositing funds in the account of the Fund through branches of CRDB Bank and Licensed Dealing Members of the Dar es Salaam Stock Exchange.</p> <p>ii. Mobile Platforms (SimInvest) Investors can open an account of the fund via mobile phone by using USSD Code *150*82# or UTT AMIS App. After opening a funds account investors can start investing through M-PESA, TIGO PESA, AIRTEL MONEY or via bank transfer. Detailed procedures are provided on the application form. You may also obtain them from: https://www.uttamis.co.tz/invest-with-us-mobile-operators.</p> <ul style="list-style-type: none"> • Contact UTT Call Centre at the following Toll-Free Numbers: 0800112020 or 0754800455 & 544 [voda to voda] or 0715800455 & 544 [tigo to tigo] or 0782800455 [airtel] and obtain your respective scheme's 'Investor Account Number'. • Thereafter, visit any branch of CRDB and deposit the amount you wish to invest [please indicate your investor a/c number on the CRDB's deposit slip]. • Within 10 business days, UTT shall issue/ dispatch a 'Statement of Account [SOA]' to the investor. • Investors can also obtain services from UTT AMIS 'Investor Service Centers' located in: Arusha – Ngorongoro Building 4th Floor, Mwanza - NSSF Building Mezzanine Floor, Mbeya - NHIF Building Second Floor and Dodoma - PSSSF Building 6th Floor and Zanzibar - Thabit Kombo Building Third Floor. <i>Contact addresses are provided here below.</i> 																																						

3.2	<p>What is inflation and how does it affect the common man?</p>	<p>In simple economic terms – “Inflation is a rise in the general level of prices of goods and services in an economy over a period of time”. When the price level rises, as an effect each unit of a currency buys fewer goods and services.</p> <p>In an economy though there could be many factors which may contribute towards the high rates of inflation or hyperinflation, however one of the prime reasons among them is - the ‘excessive growth of money supply’. When in a country the money supply grows at a faster pace comparative to the rate of economic growth, it provides an easy fuel to the inflationary powers.</p> <p>Globally, the generally accepted indicators to measure inflation are Wholesale Price Index [WPI], Consumer Price Index [CPI], Personal Consumption Expenditure Price Index [PCEPI], and GDP Deflator etc. The Consumer Price Index [CPI] in a country measures prices of a selection of goods and services as purchased by a representing class of consumers.</p> <p>From a common man’s perspective, it is important to understand that the task of checking inflationary conditions in a country is normally vested with the Central Bank. Time and again such monitoring authorities take various measures as they deem fit & proper to effectively manage the pace of inflation in an economy.</p> <p>Important Lesson: In a rising inflation economy, keep investing at regular intervals even if the amount is small. By practicing a disciplined systematic investment approach, you can ease off the negative impact of rising inflation on your investments.</p>																																																																														
3.3	<p>What is ‘Magic of Compounding’?</p>	<p>Simply put, compounding refers to the re-investment of income at the same rate of return to constantly grow the principal amount, year after year. Cumulative fixed deposits are a prime example of compounding at work, wherein the total interest that you get paid for the period is more than the rate of interest multiplied by the period of the deposit.</p> <p>Would you care too much whether your rate of return is 10% or 12%? The fact is that if you did, it would make a big difference to your wealth creation as time progresses. The benefit from compounding arises primarily from the fact that income keeps growing the principal to generate higher absolute returns each year. Higher rates of return or longer investment periods increase the principal amount in geometric proportions.</p> <p>The Impact of ‘Power of Compounding’:</p> <p>Use the table below, to see the impact of ‘power of compounding’ on one-time investment of TZS 50,000/- and TZS 5,000,000/= with different rates of return and periods.</p> <p>Table I.</p> <table border="1" data-bbox="430 1288 1452 1601"> <thead> <tr> <th rowspan="2">Interest Rate</th> <th colspan="2">12%</th> <th colspan="2">14%</th> </tr> <tr> <th>50,000/=</th> <th>5,000,000/=</th> <th>50,000/=</th> <th>5,000,000/=</th> </tr> </thead> <tbody> <tr> <td>Principle/Time</td> <td></td> <td></td> <td></td> <td></td> </tr> <tr> <td>1</td> <td>56,000.00</td> <td>5,600,000.00</td> <td>57,000.00</td> <td>5,700,000.00</td> </tr> <tr> <td>3</td> <td>70,246.40</td> <td>7,024,640.00</td> <td>74,077.20</td> <td>7,407,720.00</td> </tr> <tr> <td>5</td> <td>88,117.08</td> <td>8,811,708.42</td> <td>96,270.73</td> <td>9,627,072.91</td> </tr> <tr> <td>10</td> <td>155,292.41</td> <td>15,529,241.04</td> <td>185,361.07</td> <td>18,536,106.57</td> </tr> <tr> <td>20</td> <td>482,314.65</td> <td>48,231,465.47</td> <td>687,174.49</td> <td>68,717,449.36</td> </tr> </tbody> </table> <p>The table II below also shows the benefit from investing TZS 50,000,000/= and TZS 100,000,000/=, to see the impact of ‘power of compounding’ on one-time investment with different rates of return and time periods.</p> <p>Table II.</p> <table border="1" data-bbox="430 1769 1452 2083"> <thead> <tr> <th rowspan="2">Interest Rate</th> <th colspan="2">12%</th> <th colspan="2">14%</th> </tr> <tr> <th>50,000,000/=</th> <th>100,000,000/=</th> <th>50,000,000/=</th> <th>100,000,000/=</th> </tr> </thead> <tbody> <tr> <td>Principle/Time</td> <td></td> <td></td> <td></td> <td></td> </tr> <tr> <td>1</td> <td>56,000,000.00</td> <td>112,000,000.00</td> <td>57,000,000.00</td> <td>114,000,000.00</td> </tr> <tr> <td>3</td> <td>70,246,400.00</td> <td>140,492,800.00</td> <td>74,077,200.00</td> <td>148,154,400.00</td> </tr> <tr> <td>5</td> <td>88,117,084.16</td> <td>176,234,168.32</td> <td>96,270,729.12</td> <td>192,541,458.24</td> </tr> <tr> <td>10</td> <td>155,292,410.42</td> <td>310,584,820.83</td> <td>185,361,065.71</td> <td>370,722,131.41</td> </tr> <tr> <td>20</td> <td>482,314,654.66</td> <td>964,629,309.33</td> <td>687,174,493.59</td> <td>1,374,348,987.19</td> </tr> </tbody> </table>	Interest Rate	12%		14%		50,000/=	5,000,000/=	50,000/=	5,000,000/=	Principle/Time					1	56,000.00	5,600,000.00	57,000.00	5,700,000.00	3	70,246.40	7,024,640.00	74,077.20	7,407,720.00	5	88,117.08	8,811,708.42	96,270.73	9,627,072.91	10	155,292.41	15,529,241.04	185,361.07	18,536,106.57	20	482,314.65	48,231,465.47	687,174.49	68,717,449.36	Interest Rate	12%		14%		50,000,000/=	100,000,000/=	50,000,000/=	100,000,000/=	Principle/Time					1	56,000,000.00	112,000,000.00	57,000,000.00	114,000,000.00	3	70,246,400.00	140,492,800.00	74,077,200.00	148,154,400.00	5	88,117,084.16	176,234,168.32	96,270,729.12	192,541,458.24	10	155,292,410.42	310,584,820.83	185,361,065.71	370,722,131.41	20	482,314,654.66	964,629,309.33	687,174,493.59	1,374,348,987.19
Interest Rate	12%			14%																																																																												
	50,000/=	5,000,000/=	50,000/=	5,000,000/=																																																																												
Principle/Time																																																																																
1	56,000.00	5,600,000.00	57,000.00	5,700,000.00																																																																												
3	70,246.40	7,024,640.00	74,077.20	7,407,720.00																																																																												
5	88,117.08	8,811,708.42	96,270.73	9,627,072.91																																																																												
10	155,292.41	15,529,241.04	185,361.07	18,536,106.57																																																																												
20	482,314.65	48,231,465.47	687,174.49	68,717,449.36																																																																												
Interest Rate	12%		14%																																																																													
	50,000,000/=	100,000,000/=	50,000,000/=	100,000,000/=																																																																												
Principle/Time																																																																																
1	56,000,000.00	112,000,000.00	57,000,000.00	114,000,000.00																																																																												
3	70,246,400.00	140,492,800.00	74,077,200.00	148,154,400.00																																																																												
5	88,117,084.16	176,234,168.32	96,270,729.12	192,541,458.24																																																																												
10	155,292,410.42	310,584,820.83	185,361,065.71	370,722,131.41																																																																												
20	482,314,654.66	964,629,309.33	687,174,493.59	1,374,348,987.19																																																																												

Consider table III, IV, V and VI below which highlights the benefit and impact of compounding (magic of compounding) earned from investing TZS 50,000/=, TZS 100,000/=, TZS 500,000/= and TZS 1,000,000/= on monthly basis for different period and rates of return.

Table III. Investment of TZS 50,000/= made on every month for ten years assuming different rates of return and time periods.

No. Deposits	Year/ Rates	10%	12%	14%
12	1	628,278.40	634,125.15	640,037.27
36	3	2,089,091.05	2,153,843.92	2,221,139.98
60	5	3,871,853.61	4,083,483.49	4,309,756.26
120	10	10,242,248.95	11,501,934.47	12,953,445.60
240	20	37,968,441.80	49,462,768.27	65,058,300.25

Table IV. Investment of TZS 100,000/= made on every month for ten years assuming different rates of return and time periods.

No. Deposits	Year/ Rates	10%	12%	14%
12	1	1,256,556.81	1,268,250.30	1,280,074.54
36	3	4,178,182.11	4,307,687.84	4,442,279.95
60	5	7,743,707.22	8,166,966.99	8,619,512.51
120	10	20,484,497.89	23,003,868.95	25,906,891.21
240	20	75,936,883.60	98,925,536.54	130,116,600.51

Table V. Investment of TZS 500,000/= made on every month for ten years assuming different rates of return and time periods.

No. Deposits	Year/ Rates	10%	12%	14%
12	1	6,282,784.05	6,341,251.51	6,400,372.68
36	3	20,890,910.55	21,538,439.18	22,211,399.75
60	5	38,718,536.09	40,834,834.93	43,097,562.55
120	10	102,422,489.45	115,019,344.73	129,534,456.05
240	20	379,684,417.99	494,627,682.69	650,583,002.53

Table VI. Investment of TZS 1,000,000/= made on every month to year ten with different rates of return and time periods.

No. Deposits	Year/ Rates	10%	12%	14%
12	1	12,565,568.09	12,682,503.01	12,800,745.36
36	3	41,781,821.09	43,076,878.36	44,422,799.50
60	5	77,437,072.17	81,669,669.86	86,195,125.10
120	10	204,844,978.90	230,038,689.46	259,068,912.10
240	20	759,368,835.99	989,255,365.39	1,301,166,005.06

By now, you've probably figured out the obvious conclusion from the above table. It is literally 'a waste of time and money' to let your wealth lie in low-income yielding investments for prolonged periods of time. You also must realize that **TIME** and **RATE OF RETURN** are the sources of the magic of compounding!!

Important Lessons: (1) Look for an investment opportunity, which can offer you comparatively superior returns; and (2) remain invested for a long time to avail the benefit of 'Magic of Compounding'.

4.0	Contact us	<p>For any additional information on UTT launched schemes, please contact us at the following address:</p> <p>DAR ES SALAAM OFFICE The Managing Director, UTT AMIS Plc, 2nd Floor, Sukari House, Sokoine Drive/ Ohio Street, P.O.Box 14825, Dar es Salaam Phone No: +255 22 2128460 Toll Free: 0800112020 Fax No: +255 22 2137593 Email: uwekezaji@uttamis.co.tz Website: www.uttamis.co.tz</p> <p>ARUSHA OFFICE 4th Floor, Ngorongoro Conservation Office, P.O. Box 2490, Arusha, Phone No: +255 (0) 27 2970625 Fax: +255 (0) 22 2137593 Email: uwekezaji@uttamis.co.tz</p> <p>MBEYA OFFICE 2nd Floor, NHIF Tower, Mbeya P.O. Box 1210, Mbeya, Phone No: +255 (0) 25 2500371 Fax: +255 (0) 22 2137593 Email: uwekezaji@uttamis.co.tz</p> <p>DODOMA OFFICE 6th Floor, PSSSF House, P.O. Box 1310, Makole Street, Dodoma - Tanzania, Phone No: +255 26 2323861 Fax No: +255 26 2323862 Email: uwekezaji@uttamis.co.tz</p> <p>MWANZA OFFICE Mezzanine, NSSF Commercial Complex P.O. Box 640, Mwanza, Phone No: +255 (0) 28 2505072 Fax: +255 (0) 22 2137593 Email: uwekezaji@uttamis.co.tz</p> <p>ZANZIBAR OFFICE 3rd Floor, Sheikh Thabit Kobo Building- Michezani P.O. Box 2190, Zanzibar, Phone No: +255 (0) 242941274 Fax: +255 (0) 22 2137593 Email: uwekezaji@uttamis.co.tz</p>
-----	-------------------	---------------------------------------------------------------------------------------------------------------------------------------------------------------------------------------------------------------------------------------------------------------------------------------------------------------------------------------------------------------------------------------------------------------------------------------------------------------------------------------------------------------------------------------------------------------------------------------------------------------------------------------------------------------------------------------------------------------------------------------------------------------------------------------------------------------------------------------------------------------------------------------------------------------------------------------------------------------------------------------------------------------------------------------------------------------------------------------------------------------------------------------------------------------------------------------------------------------------------------------------------------------------------------------------------------------------------------------------------------------------------------------------------------------------------------------------------------------------------------------------------------------------------------------------------------------------



WATOTO FUND THE GIFT THAT LASTS A LIFETIME

OTHER UTT AMIS SCHEMES

